


 PTE-WH 40A200 (9-03)		KENTUCKY NONRESIDENT INCOME TAX WITHHOLDING ON NET DISTRIBUTIVE SHARE INCOME	For Taxable Year Ended ___ / ___
(1) Pass-through entity's FEIN	(5) Kentucky net distributive share income subject to withholding00	
(2) Pass-through entity's name, address and ZIP code	(6) Tax before credit (line 5 multiplied by .06 (6%))00	
	(7) Enter credits (see instructions)00	
	(8) Kentucky income tax withheld00	
	Copy A—For the Kentucky Revenue Cabinet		
(3) Member's Social Security number			
(4) Member's name, address and ZIP code			

 PTE-WH 40A200 (9-03)		KENTUCKY NONRESIDENT INCOME TAX WITHHOLDING ON NET DISTRIBUTIVE SHARE INCOME	For Taxable Year Ended ___ / ___
(1) Pass-through entity's FEIN	(5) Kentucky net distributive share income subject to withholding00	
(2) Pass-through entity's name, address and ZIP code	(6) Tax before credit (line 5 multiplied by .06 (6%))00	
	(7) Enter credits (see instructions)00	
	(8) Kentucky income tax withheld00	
	Copy B—File With the Member's Income Tax Return		
(3) Member's Social Security number			
(4) Member's name, address and ZIP code			

 PTE-WH 40A200 (9-03)		KENTUCKY NONRESIDENT INCOME TAX WITHHOLDING ON NET DISTRIBUTIVE SHARE INCOME	For Taxable Year Ended ___ / ___
(1) Pass-through entity's FEIN	(5) Kentucky net distributive share income subject to withholding00	
(2) Pass-through entity's name, address and ZIP code	(6) Tax before credit (line 5 multiplied by .06 (6%))00	
	(7) Enter credits (see instructions)00	
	(8) Kentucky income tax withheld00	
	Copy C—For Member's Records		
(3) Member's Social Security number			
(4) Member's name, address and ZIP code			

 PTE-WH 40A200 (9-03)		KENTUCKY NONRESIDENT INCOME TAX WITHHOLDING ON NET DISTRIBUTIVE SHARE INCOME	For Taxable Year Ended ___ / ___
(1) Pass-through entity's FEIN	(5) Kentucky net distributive share income subject to withholding00	
(2) Pass-through entity's name, address and ZIP code	(6) Tax before credit (line 5 multiplied by .06 (6%))00	
	(7) Enter credits (see instructions)00	
	(8) Kentucky income tax withheld00	
	Copy D—For the Pass-Through Entity's Records		
(3) Member's Social Security number			
(4) Member's name, address and ZIP code			

A pass-through entity must complete this form or approved substitute for each nonresident individual member whose net distributive share income is at least \$1,000. Mail Copy A with Form 740NP-WH, Kentucky Nonresident Income Tax Withholding on Net Distributive Share Income Transmittal Report, to the Kentucky Revenue Cabinet and furnish Copies B and C to the member by the 15th of the fourth month following the close of the taxable year.

INSTRUCTIONS

1. Enter pass-through entity's Federal Identification Number (FEIN).
2. Enter pass-through entity's name, address and ZIP code.
3. Enter member's Social Security number.
4. Enter member's name, address and ZIP code.
5. Enter member's net distributive share income subject to withholding. From Schedule K-1, combine income and loss items, subtract deductions allowable under KRS141.010(10), and multiply by the nonresident percentage in Item D(2).
6. Multiply the amount on line 5 by 6 percent (6%) and enter here.
7. Subtract credits passed to the member if the credit can be reasonably expected to be claimed during the year.
8. Subtract line 8 from line 7. This is the amount of Kentucky income tax to be withheld.

INSTRUCTIONS TO MEMBER

Attach Copy B of Form PTE-WH to your nonresident Kentucky individual income tax return to claim the tax withheld. Nonresident individual shareholders or partners of a pass-through entity doing business in Kentucky must file an individual income tax return and pay income tax on all Kentucky source income. Report net distributive share income from Schedule K-1 on your return and claim the amount of tax withheld.

If net distributive share income is **your only Kentucky source income**, this form and payment of the tax by the entity will satisfy your filing requirements of KRS 141.206 and 141.180. If you are not filing a Kentucky individual income tax return, you may attach this form to the return filed with your state of residence to claim credit for taxes paid to another state.

KEEP THIS COPY FOR YOUR RECORDS

A pass-through entity must complete this form or approved substitute for each nonresident individual member whose net distributive share income is at least \$1,000. Mail Copy A with Form 740NP-WH, Kentucky Nonresident Income Tax Withholding on Net Distributive Share Income Transmittal Report, to the Kentucky Revenue Cabinet and furnish Copies B and C to the member by the 15th of the fourth month following the close of the taxable year.

INSTRUCTIONS

1. Enter pass-through entity's Federal Identification Number (FEIN).
2. Enter pass-through entity's name, address and ZIP code.
3. Enter member's Social Security number.
4. Enter member's name, address and ZIP code.
5. Enter member's net distributive share income subject to withholding. From Schedule K-1, combine income and loss items, subtract deductions allowable under KRS141.010(10), and multiply by the nonresident percentage in Item D(2).
6. Multiply the amount on line 5 by 6 percent (6%) and enter here.
7. Subtract credits passed to the member if the credit can be reasonably expected to be claimed during the year.
8. Subtract line 8 from line 7. This is the amount of Kentucky income tax to be withheld.