


Public Service Company
Property Tax Forms and Instructions
for
Commercial Air Passenger
and Air Freight Carriers
2009



COMMONWEALTH OF KENTUCKY

OFFICE OF PROPERTY VALUATION

DEPARTMENT OF REVENUE



TAXPAYER ASSISTANCE AND MAILING ADDRESS

Kentucky Department of Revenue
Office of Property Valuation
Public Service Section, Station 32, Fourth Floor
501 High Street
Frankfort, KY 40620
(502) 564-8175
(502) 564-8192 (fax)
www.revenue.ky.gov (Internet)

The following property tax schedules are included in this packet and are available from www.revenue.ky.gov or upon request.

Revenue Form 61A206	Public Service Company Property Tax Return For Commercial Air Passenger and Air Freight Carriers (Form and Instructions)
Schedule A	Filing Extension Application
Schedule B	Report of Kentucky Registered and Licensed Motor Vehicles
Schedule C	Report of Financial Operations for Commercial Air Passenger and Air Freight Carriers
Schedule D-1/D-3	Report of System Aircraft Fleet
Schedule E-1/E-3	Report of Kentucky Flight Statistics by Airport with Instructions
E-4/E-5	Report of Kentucky Flight Statistics by Heliport
Schedule F	Report of System & Kentucky Allocation Factors
Schedule G	Report of Funded Debt
Schedule H	Report of Operating Leased Real Property Located in Kentucky by Taxing District
Schedule I	Report of Operating Leased Personal Property Located in Kentucky by Taxing District
Schedule J	Summary Report of System & Kentucky Operating Lease Payments
Schedule K	Report of Owned Real Property Located in Kentucky by Taxing District
Schedule L	Report of Owned Personal Property Located in Kentucky by Taxing District
Schedule M	Summary Report of Total System and Kentucky Operations
Schedule N	Industrial Revenue Bond Property
Schedule O	Public Service Company Sales (61A209)

The Kentucky Department of Revenue Mission Statement

As part of the Finance and Administration Cabinet, the mission of the Kentucky Department of Revenue is to administer tax laws, collect revenue, and provide services in a fair, courteous, and efficient manner for the benefit of the Commonwealth and its citizens.

The Kentucky Department of Revenue does not discriminate on the basis of race, color, national origin, sex, religion, age or disability in employment or the provision of services.

**INSTRUCTIONS FOR FILING
PUBLIC SERVICE COMPANY
COMMERCIAL AIR PASSENGER & AIR FREIGHT CARRIERS
PROPERTY TAX RETURN**

INTRODUCTION

This packet has been designed for public service companies who are required by KRS 136.120 through KRS 136.180 to file Kentucky property tax returns. It contains the necessary returns, schedules and instructions for this purpose.

WHO MUST FILE (KRS 136.120)

In accordance with state law, every railway company, sleeping car company, chair car company, dining car company, gas company, water company, bridge company, street railway company, interurban electric railroad company, express company, electric light company, electric power company, commercial air carrier, air freight carrier, pipeline company, privately owned regulated sewer company, municipal solid waste disposal facility, railroad car line company and every other like company, business or association performing any public service shall file property tax returns, schedules, regulatory reports and other such facts as the Department of Revenue, Office of Property Valuation may require.

The Department of Revenue, Office of Property Valuation shall have the sole responsibility to value and assess all of the property of every corporation, company, association, partnership, or person performing any public service, including those mentioned above and all others to whom this section may apply.

**WHAT TO FILE
(KRS 136.130–KRS 136.140)**

All commercial air passenger and air freight carriers are required to file Revenue Form 61A206, Public Service Company Property Tax Return, and all accompanying schedules (A through O). In addition to these returns, any public service company that is regulated in any capacity by a federal or Kentucky authority **must** submit a copy of the annual report filed with that authority. **Also, all companies must submit a copy of their annual report to stockholders and/or parent company annual report.** Companies who have bought or sold any operating property must include detailed information regarding the transaction.

All returns, reports and schedules shall cover a period of 12 months ending December 31. Taxpayers may substitute individual schedules on taxpayer form as long as all information requested is supplied.

Type of Company	Supplementary Reports Required
------------------------	---------------------------------------

Airlines & air freight	Annual Report to Owners Audited Financial Statements, 10K Report & Shareholder's Annual Report
------------------------	--

WHEN TO FILE

All public service companies as specified in KRS 136.120(1) shall make, file and deliver to the Office of Property Valuation on or before April 30 of each year the required tax returns, schedules, regulatory reports and other such facts covering the preceding calendar year.

WHERE TO FILE

All tax returns, schedules and regulatory reports must be mailed to the following address:

Kentucky Department of Revenue
Office of Property Valuation, State Valuation Branch
Public Service Section, Station 32, Fourth Floor
501 High Street
Frankfort, KY 40620

FILING EXTENSIONS (KRS 136.130)

A taxpayer may be granted a 30-day extension for filing the public service company property tax return if it requests the extension before the due date of the return and includes with the extension request a report of any increases or decreases in property of \$50,000 or more in any taxing jurisdiction.

Upon written application, the Office of Property Valuation **may** grant an extension when in its judgment an extension is deemed necessary and proper.

No extension will be granted beyond May 30. See Schedule A.

LATE FILING PENALTY (KRS 132.290)

Any public service company that fails to timely complete, file and deliver the required tax return, schedules and regulatory reports on or before the due date, shall pay a minimum penalty of 10 percent of the total taxes due.

**PENALTY FOR NONCOMPLIANCE
(KRS 136.150, KRS 136.990, KRS 132.290)**

If any public service company fails to report as required by KRS 136.130 and KRS 136.140 on or before April 30 of each year, the Office of Property Valuation shall ascertain the required facts and determine the assessment values in such a manner and by such means as it deems proper, at the cost of the company failing to comply with state law.

The penalty for failure to file is 20 percent of the total taxes due.

Furthermore, any public service company, or officer thereof, that willfully fails or refuses to make, file and deliver reports as required by KRS 136.130 and KRS 136.140 shall be fined \$1,000, and \$50 for each day the reports are not made after April 30 of each tax year. In addition, civil action may be brought to compel the company or officer thereof to make the required reports.

DETERMINATION OF THE ASSESSMENT (KRS 136.160)

Each year the Office of Property Valuation shall determine the fair cash value of the operating property (real estate, tangible and franchise) of a public service company as a unit. This unit value shall then be apportioned to Kentucky based on the average of the property factor and the business factor.

The property factor shall fairly reflect the amount of operating property owned and/or leased in Kentucky compared to the total amount of operating property owned and/or leased everywhere. The business factor shall fairly reflect the utilization of the operating property owned and/or leased in Kentucky compared to the utilization of operating property owned and/or leased everywhere. These factors may be a single factor or an average of several factors.

The nonoperating tangible and nonoperating intangible property of public service companies shall be valued separately using the same fair cash value standard as utilized by the county assessor. The value is **not** apportioned.

Public service companies that own mineral resources that are reported on Revenue Forms 62A024, Undeveloped Oil and Gas Property Tax Return; 62A377-A, Mineral Property Report and Mineral Owners' Tax Return on Unmined Coal; 62A384, Oil Property Tax Return; and 62A384-G, Natural Gas Property Tax Return, must include copies of these reports with the public service company tax return. The assessment for mineral property is considered nonoperating real estate and will be in addition to the assessment for a company's operating property. The mineral property must be itemized on Schedule K in order to situs such property.

ALLOCATION OF THE ASSESSMENT (KRS 136.170)

Once the operating property is valued as a unit, the department shall allocate the assessed value in this state among the county, school, city and/or other special taxing jurisdictions.

Nonoperating tangible property shall be allocated to the county, school, city and/or other special taxing jurisdictions where the property is located.

Nonoperating intangible property is taxable for state purposes only at the same rate as the intangible property of other taxpayers not performing public services.

NOTIFICATION OF ASSESSMENT (KRS 136.180)

Each year the Office of Property Valuation shall determine the assessed value of the operating property and other property of a public service company and notify the company by mail of the assessment amount and the state tax liability.

Once the valuation has been finalized, the Office of Property Valuation shall immediately certify the assessment to the county clerk of each county in which any of the operating property or nonoperating tangible property is liable to local taxation. The county clerk shall then certify the assessment to the proper collecting officer of the county, school, city and/or special taxing jurisdiction for collection.

Effective January 1, 2006, the Department of Revenue shall bill, collect and distribute all state and local property taxes for all commercial water transportation companies. Any fees owed to the Department of Revenue by any local taxing district shall be deducted before any distribution is made to any local taxing district under the provisions of this subsection.

WHERE TO PROTEST

All protests must be mailed to the following address:

Finance and Administration Cabinet
Department of Revenue
Division of Collections
Protest Resolution Branch
Property Tax Section, Sta. 7, 10th Floor
PO Box 3
Frankfort KY 40602-0003

**PROTESTING YOUR ASSESSMENT
(KRS 131.110, KRS 136.180(2), KRS 134.590 and
103 KAR 1:010)**

The Office of Property Valuation is required to mail to the taxpayer a notice of any property assessed. The assessment shall be final if not protested in writing to the Division of Protest Resolution, Office of Legal Services for Revenue, within 45 days from the date of the notice of assessment or the assessment will become final and the state taxes will be due. Such protest shall be accompanied by a supporting written statement setting forth the grounds upon which the protest is made. The supporting statement must set forth whether the protest is based on a factual disagreement and/or disagreement in the interpretation of the applicable statutes. If there are disputed factual issues, the taxpayer must provide financial statements, records, assessments or other documents which will allow the Division of Protest Resolution some basis for reconsideration. Further, the statement must clearly identify the specific portion(s) of the assessment to which the protest relates.

Effective July 15, 1998, no appeal shall delay the collection or payment of taxes based upon the assessment in controversy. The taxpayer shall pay all state, county and other local jurisdictional taxes due on the valuation which the taxpayer claims as the true value as stated in the protest filed under KRS 131.110. Once the appeal is finalized and the valuation finally determined, the taxpayer shall be billed for any additional tax and interest (at the rate as defined in KRS 131.010(6)) from the date the tax would have become due if no appeal had been taken. The provisions of KRS 134.390 shall apply to the tax bill.

Any unprotested portion (your claimed value) of the assessment becomes final at the end of the 45-day protest period. If you protest your assessment, payment of your state and local tax on the claimed value is due with your protest letter. Your protest letter must clearly and logically identify how your claimed valuation was determined and must specify the value which you claim to be the true value of property. The Kentucky claimed value must be (1) classified into the various state property tax classifications, (2) the state tax must be calculated on the classified claimed value and (3) the claimed value must be properly allocated to the affected local taxing jurisdictions.

After a timely protest has been filed, the taxpayer **may** request a conference with the Division of Protest Resolution. The taxpayer may appear in person or by representative. All taxpayers represented by attorney or tax agent must file a power of attorney with the Division of Protest Resolution. Further conferences may be held by mutual agreement. Consideration is given to additional information presented by the taxpayer at the conference.

If the taxpayer's protest of an assessment or refund denial cannot be resolved through correspondence and/or conferences, the Division of Protest Resolution shall issue a written final ruling on any matter still in controversy to be mailed to the taxpayer. The ruling shall state that it is a final ruling of the department, the issues of controversy, the taxpayer's position, the department's position and the procedure for prosecuting an appeal to the Kentucky Board of Tax Appeals (KBTA).

The taxpayer may request a final ruling from the Division of Protest Resolution at any time after filing a timely protest. When it is requested, the department shall issue such ruling within 30 days from the date the request is received.

After the final ruling has been issued, the taxpayer may appeal to the KBTA.

**KENTUCKY BOARD OF TAX APPEALS
(KRS 131.340—KRS 131.370, KRS 136.050,
103 KAR 1:010)**

If a taxpayer desires to appeal a final ruling of the Division of Protest Resolution, the taxpayer must apply for a hearing before the KBTA within 30 days from the date of issuance of the final ruling.

The appeal must be filed in quintuplicate; contain a brief statement of the law and the facts in issue; contain the petitioner's position regarding the law, facts or both; and must contain the petitioner's position regarding the Division of Protest Resolution. The board will set a date for a formal hearing and notify the taxpayer.

On the basis of the hearing, briefs and other documents, the board will issue a written order which will affirm, reverse, modify or remand the final ruling, and will forward a copy of the order to the taxpayer, Division of Protest Resolution and the Department of Revenue.

Assessments upheld by the board shall be due and payable 30 days after the date of the board's order. All taxes (state, county, school, city and other special taxing jurisdictions) found to be due on any protested assessment or portion thereof shall begin to bear interest at the appropriate rate per annum on the 61st day after the KBTA acknowledges receipt of the protest, but in no event shall interest begin to accrue prior to January 1 following April 30 of the year in which the returns, schedules and regulatory reports are due.

Any party aggrieved by a final order of the KBTA may, within 30 days after such order becomes final, file an appeal with the Franklin Circuit Court or the circuit court of the county in which the aggrieved party resides or conducts his place of business.

PAYMENT OF TAX (KRS 131.110 and KRS 136.050)

All state taxes assessed against any public service company under the provisions of KRS 136.120 to KRS 136.200 shall be due and payable 45 days from the date of the notice of assessment, unless otherwise protested. State taxes are payable to the "Kentucky State Treasurer."

If you intend to pay your state taxes assessed against a public service company by use of the Coal Incentive Tax Credit granted under KRS 141.110, you must file the Coal Incentive Tax Credit Certificate with this return.

All county, school, city and other special taxes shall be due and payable 30 days after a notice of tax due is issued by the designated collecting officer, unless otherwise protested.

FAILURE TO PAY TAX (KRS 136.050, KRS 136.990)

Every public service company that fails to pay its state, county, school, city and other special taxes when due shall be deemed delinquent, subject to a 10 percent penalty on the tax due and thereafter subject to interest at the appropriate rate as defined in KRS 131.010(6). In addition, a 20 percent cost of collection fee will be added to liabilities that have become final, due and owing.

Furthermore, any public service company that willfully fails to pay its taxes, penalty and interest, shall be fined \$1,000 and \$50 for each day the same remains unpaid to be recovered by indictment or civil action, of which the Franklin Circuit Court shall have jurisdiction.

AMENDED RETURNS

Adjustments to assessments will only be considered if amended data is supplied before the protest period expires or as part of the supporting documentation included with a protest.

To amend any portion of the return, submit a new schedule with "AMENDED," the date submitted and a signature and title of the person filing the amendment written on each page of the amended schedule or on a cover page.

Forms may be obtained from:

www.revenue.ky.gov (Internet)

FILING EXTENSION APPLICATION

A

For Public Service Company Property Tax Return

APRIL 2009						
S	M	T	W	T	F	S
			1	2	3	4
5	6	7	8	9	10	11
12	13	14	15	16	17	18
19	20	21	22	23	24	25
26	27	28	29	30		

GNC No.	
Postmark	

► **File Before April 30, 2009**

In accordance with KRS 136.130(5)(6), the Kentucky Department of Revenue may grant a 30-day extension for filing the public service company property tax return when, in its judgment good cause exists and the request for extension is postmarked before the due date of the return and includes a report of any increases or decreases in property of \$50,000 or more in any taxing jurisdiction. No extension will be granted beyond May 30 or the next succeeding business day.
Extensions for tax year 2009 are due on or before April 30, 2009.

Taxpayer

Name 1 _____ Federal Identification No. _____
 Name 2 _____ Telephone No. () _____
 Address 1 _____ Fax No. () _____
 Address 2 _____ E-Mail _____
 City _____ State _____ ZIP Code _____
 Contact Person _____



IMPORTANT—Complete the following form. Indicate any increases or decreases in property of \$50,000 or more in any taxing jurisdiction as of December 31, 2008. If no qualifying changes occurred, check here.

County Name	Tax Jurisdiction Name	Real Estate _____	Tangible Personalty _____
		\$	\$
		\$	\$
		\$	\$
		\$	\$
		\$	\$
		\$	\$
		\$	\$

(continued on reverse)

I declare under penalties of perjury that this application, including any accompanying schedules and statements, has been examined by me and to the best of my knowledge and belief is a true, correct and complete return.

Signature
Title
Date

**REPORT OF KENTUCKY
REGISTERED AND LICENSED MOTOR VEHICLES**

As of December 31, 2008

KENTUCKY REGULAR VEHICLES

Do you report, register and license any regular vehicles in the Commonwealth of Kentucky? Yes No

If yes, what was the total assessed value of these regular Kentucky vehicles? \$ _____

Provide the breakdown of the assessed value into the following categories:

Owned Vehicles \$ _____

Leased Vehicles \$ _____ Total Annual Lease Payment Paid \$ _____

Total \$ _____

The total assessed value of these motor vehicles are a credit against the Kentucky assessed value for the air carrier.



REPORT OF FINANCIAL OPERATIONS FOR COMMERCIAL AIR PASSENGER AND AIR FREIGHT CARRIERS

Each year the Kentucky Department of Revenue, Office of Property Valuation, Public Service Section, must identify and assess, for ad valorem taxation, all commercial passenger and cargo airlines conducting business in the Commonwealth of Kentucky. In order to accomplish this task for the 2009 tax year, the DOR requires information and documents to be filed with your 2009 public service company property tax return.

All returns, reports, schedules and listings shall cover a period of 12 months ending December 31, 2008. Under certain circumstances, the department may allow or require the taxpayer to change the year ending period to conform to a fiscal year basis if it is deemed necessary to complete the January 1, 2009, assessment accurately.

Without exception, all commercial passenger and cargo airline carriers shall complete, file and deliver the following reports and financial statements along with a properly completed public service company property tax return on or before April 30, 2009.

GOVERNMENTAL AND PRIVATE REPORTS

(1) A complete copy of your organization's year end financial statements:

- Balance Sheet (as of December 31, 2008)
- Income Statement (12 months ending December 31, 2008)
- Supporting statements

(2) A complete copy of your annual report to owner(s) (if not a publicly traded company).

(3) A complete copy of your 10K Report (if publicly traded) and/or your parent/holding company 10K Report.

REPORT OF SYSTEM AIRCRAFT FLEET
As of December 31, 2008

Name of Taxpayer _____

Provide a complete listing of all fleet aircraft as of December 31, 2008 in the manner specified below.

AIRCRAFT Type, Make, Model and Series #	Year of Mfg.	Tail Number	Annual Lease/Mgt. Payment	Original Cost	Cost of Modifications & Improvements	Accumulated Depreciation	Depreciated Cost	Market Value Airline Price Guide
MANAGED AIRCRAFT								
Subtotal								

AIRCRAFT Held for Resale or NonOperating	Year of Mfg.	Tail Number	Annual Lease/Mgt. Payment	Original Cost	Cost of Modifications & Improvements	Accumulated Depreciation	Depreciated Cost	Market Value Airline Price Guide
Subtotal								

TOTALS								
---------------	--	--	--	--	--	--	--	--

REPORT OF KENTUCKY FLIGHT STATISTICS BY AIRPORT
As of December 31, 2008



Name of Taxpayer _____

KY AIRPORT CODE	KENTUCKY AIRPORT NAME	KENTUCKY COUNTY / School / City / Fire LOCATION	KENTUCKY ARRIVALS	KENTUCKY DEPARTURES	KENTUCKY GROUND TIME	KENTUCKY ENPLANED Passengers	KENTUCKY DEPLANED Passengers	KENTUCKY ENPLANED Freight & Cargo (lbs.)	KENTUCKY DEPLANED Freight & Cargo (lbs.)	KENTUCKY ENPLANED Mail (lbs.)	KENTUCKY DEPLANED Mail (lbs.)
EKX	Addington Field	HARDIN / Common / Elizabethtown / NA									
DWU	Ashland Regional	GREENUP / Raceland Indp / Worthington / Worthington FD									
PAH	Barkley Regional (Paducah)	MCCRACKEN / Common / NA / W. McCn Fire / PJCco									
K22	Big Sandy Regional (Prestonsburg)	MARTIN / Common / NA / NA									
LEX	Bluegrass Airport (Lexington)	FAYETTE / Common / Lexington / NA									
LOU	Bowman Field (Louisville)	JEFFERSON / Common / Louisville / NA									
I93	Breckinridge Co Regional	BRECKINRIDGE / Common / Hardinsburg / NA									
FFT	Capital City Airport	FRANKLIN / Common / Frankfort / NA									
CVG	Cincinnati-Northern Kentucky Intl.	BOONE / Common / NA / Hebron FD									
0KY7	Clinton-Hickman Co Airport	HICKMAN / Common / NA / NA									
I96	Columbia Adair Co Regional	ADAIR / Common / NA / NA									
0I8	Cynthiana-Harrison Co	HARRISON / Common / NA / NA									
FGX	Fleming-Mason Regional (Flemingsburg)	MASON / Common / NA / NA									
HOP	Ft Campbell Aaf Airport	CHRISTIAN / Common / NA / NA									
1M7	Fulton Co Regional	FULTON / Common / NA / NA									
K62	Gene Snyder	PENDLETON / Common / NA / NA									
GLW	Glasgow Municipal	BARREN / Common / NA / NA									
M20	Grayson Co Airport (Leitchfield)	GRAYSON / Common / NA / NA									
KY8	Hancock Co Lewis Field Airport (Lewisport)	HANCOCK / Common / NA / NA									
EHR	Henderson City-County Airport	HENDERSON / Common / NA / NA									
HVC	Hopkinsville-Christian Co Airport	CHRISTIAN / Common / Hopkinsville / NA									
JKL	Jullian Carroll (Jackson)	BREATHITT / Common / NA / NA									
M34	Kentucky Dam State Park	MARSHALL / Common / NA / Gilbertsville FD									
CEY	Kyle-Oakley Field (Murray)	CALLOWAY / Common / Murray / NA									
1M9	Lake Barkley State Park (Cadiz)	TRIGG / Common / NA / NA									
SME	Lake Cumberland Regional (Somerset)	PULASKI / Somerset Indp / Somerset / NA									
6I2	Lebanon-Springfield	WASHINGTON / Common / NA / NA									
I53	Liberty-Casey Co Airport	CASEY / Common / NA / NA									
LOZ	London-Corbin Airport Magee Field	LAUREL / Common / London / NA									
TOTALS											

NOTE: The totals for each column must balance to the total Kentucky values indicated on Schedule F.

CONTINUE ON PAGE 2

REPORT OF KENTUCKY FLIGHT STATISTICS BY AIRPORT
As of December 31, 2008



Name of Taxpayer _____

KY AIRPORT CODE	KENTUCKY AIRPORT NAME	KENTUCKY COUNTY / School / City / Fire LOCATION	KENTUCKY ARRIVALS	KENTUCKY DEPARTURES	KENTUCKY GROUND TIME	KENTUCKY ENPLANED Passengers	KENTUCKY DEPLANED Passengers	KENTUCKY ENPLANED Freight & Cargo (lbs.)	KENTUCKY DEPLANED Freight & Cargo (lbs.)	KENTUCKY ENPLANED Mail (lbs.)	KENTUCKY DEPLANED Mail (lbs.)
SDF	Louisville Intl.-Standiford Field (Louisville)	JEFFERSON / Common / Louisville / NA									
I39	Madison Co Airport (Richmond)	MADISON / Common / NA / NA									
210	Madisonville Municipal	HOPKINS / Common / NA / NA									
5M9	Marion-Crittenden Co Airport	CRITTENDEN / Common / NA / NA									
27K	Marshall Field-Scott Co Regional (Georgetown)	SCOTT / Common / NA / NA									
M25	Mayfield-Graves Co Airport	GRAVES / Common / NA / NA									
181	McCreary Co Airport (Pine Knot)	MCCREARY / Common / NA / So McCreary FD									
1A6	Middlesboro-Bell Co Airport	BELL / Middlesboro Indp / Middlesboro / NA									
M97	Morehead-Rowan Co Reg Airport	ROWAN / Common / Lakeview Hgts / NA									
IOB	Mt. Sterling-Montgomery Co	MONTGOMERY / Common / NA / Fire Protection									
M21	Muhlenberg Co Regional (Greenville)	MUHLENBERG / Common / Greenville / NA									
7K4	Ohio Co Regional (Hartford)	OHIO / Common / NA / NA									
212	Olive Hill-Seller's Field	CARTER / Common / Olive Hill / NA									
OWB	Owensboro-Daviess Co Airport	DAVIESS / Common / NA / NA									
9KY9	Paintsville-Prestonsburg Combs Field	JOHNSON / Common / NA / NA									
PBX	Pike Co-Hatcher Field (Pikeville)	PIKE / Common / NA / NA									
2M0	Princeton-Caldwell Co Airport	CALDWELL / Common / Princeton / NA									
8M9	Providence-Webster Co Airport	WEBSTER / Common / NA / NA									
213	Rough River State Park	GRAYSON / Common / NA / NA									
K24	Russell Co Airport (Jamestown)	RUSSELL / Common / NA / NA									
4M7	Russellville-Logan Co Airport	LOGAN / Common / NA / NA									
BRY	Samuels Field	NELSON / Common / NA / NA									
5KY4	Standard Field Airport (Elkton)	TODD / Common / NA / NA									
I50	Stanton	POWELL / Common / Stanton / NA									
DVK	Stuart Powell Field (Danville)	BOYLE / Common / NA / NA									
TWT	Sturgis Municipal	UNION / Common / NA / NA									
AAS	Taylor County Regional	TAYLOR / Common / Campbellsville / NA									
TZV	Tompkinsville-Monroe Co Airport	MONROE / Common / NA / NA									
8M7	Tradewater	HOPKINS / Dawson Spring Indp / Dawson Spring / NA									
TOTALS											

NOTE: The totals for each column must balance to the total Kentucky values indicated on Schedule F.

CONTINUE ON PAGE 3

REPORT OF KENTUCKY FLIGHT STATISTICS BY HELIPORT
As of December 31, 2008



Name of Taxpayer _____

KY AIRPORT CODE	KENTUCKY AIRPORT NAME	KENTUCKY COUNTY / School / City / Fire LOCATION	KENTUCKY ARRIVALS	KENTUCKY DEPARTURES	KENTUCKY GROUND TIME	KENTUCKY ENPLANED Patients / Transports Passengers	KENTUCKY DEPLANED Patients / Transports Passengers
51KY	Appalachian Regional Hospital Heliport	LETCHER / Common / Whitesburg / NA					
65KY	Arh Heliport	BELL / Middlesboro Indp / Middlesboro / NA					
47KY	B. M. H. Heliport	BRECKINRIDGE / Common / Hardinsburg / NA					
09KY	Baptist Hospital East Heliport	JEFFERSON / Common / St Matthews / St Matthews FD					
91KY	Big 'g' Heliport	LAWRENCE / Common / Louisa / NA					
02KY	Boone National Guard Heliport	FRANKLIN / Common / Frankfort / NA					
3KY5	Carroll Co Hospital Heliport	CARROLL / Common / Carrollton / NA					
1KY4	Central Baptist Hospital Heliport	FAYETTE / Common / Lexington / NA					
22KY	Churchill Downs Heliport	JEFFERSON / Common / Louisville / NA					
89KY	Clark Regional Medical Center Heliport	CLARK / Common / Winchester / NA					
45KY	Clinton Co Hospital Heliport	CLINTON / Common / Albany / NA					
1KY2	Community Methodist Hospital Heliport	HENDERSON / Common / Henderson / NA					
06KY	Falcon Heliport	BREATHITT / Common / Jackson / NA					
3KY8	Fidelity Heliport	KENTON / Common / Covington / NA					
	Frankfort Regional Hospital Heliport	FRANKLIN / Common / Frankfort / NA					
38KY	Grant Co Hospital Heliport	GRANT / Williamstown Indp / Williamstown / NA					
97KY	Greener Horizons Heliport	JEFFERSON / Common / NA / Middletown FD					
1KY6	Haggin Heliport	MERCER / Common / Harrodsburg / NA					
1KY1	Hardin Memorial Hospital Heliport	HARDIN / Elizabethtown Indp / Elizabethtown / NA					
63KY	Harrison Memorial Hospital Heliport	HARRISON / Common / Cynthia / NA					
55KY	Hutson Heliport	CALLOWAY / Murray Indp / Murray / NA					
2KY0	Jane Todd Crawford Hospital Heliport	GREEN / Common / Greensburg / NA					
4KY6	Jennie Stuart Medical Center Heliport	CHRISTIAN / Common / Hopkinsville / NA					
41KY	Jewish Hospital Heliport	JEFFERSON / Common / Louisville / NA					
4KY9	King's Daughters Med Ctr Heliport	BOYD / Ashland Indp / Ashland / Ashland FD					
2KY2	Livingston Hospital Heliport	LIVINGSTON / Common / Salem / NA					
01KY	Lourdes Hospital Heliport	MCCRACKEN / Paducah Indp / Paducah / PJC City					
69KY	Lyndon Fire Protection Heliport	JEFFERSON / Common / Lyndon / Lyndon FD					
4KY2	Manchester Memorial Hospital Heliport	CLAY / Common / Manchester / NA					
		TOTALS					

NOTE: The totals for each column must balance to the total Kentucky values indicated on Schedule F.

INSTRUCTIONS FOR SCHEDULE E



This form must contain a yearly summary of flight and business activity at each Kentucky airport or heliport.

- (1) Under the column “Arrivals,” indicate the total number of annual landings for each Kentucky airport or heliport.
- (2) Under the column “Departures,” indicate the total number of annual takeoffs from each Kentucky airport or heliport.
- (3) Under the column “Ground Time,” indicate the total number of annual hours (block to unblock) on the ground at each Kentucky airport or heliport.
- (4) Under the column “Enplane Passengers,” indicate the total number of passengers loaded at each Kentucky airport or heliport.
- (5) Under the column “Deplane Passengers,” indicate the total number of passengers unloaded at each Kentucky airport or heliport.
- (6) Under the column “Enplane Freight and Cargo,” indicate the total pounds of freight and cargo loaded at each Kentucky airport.
- (7) Under the column “Deplane Freight and Cargo,” indicate the total pounds of freight and cargo unloaded at each Kentucky airport.
- (8) Under the column “Enplane Mail,” indicate the total pounds of mail loaded at each Kentucky airport.
- (9) Under the column “Deplane Mail,” indicate the total pounds of mail unloaded at each Kentucky airport.

If the space provided on this form is not sufficient, attach a separate schedule. Computer-generated schedules are also acceptable.

**REPORT OF SYSTEM AND
 KENTUCKY ALLOCATION FACTORS
 As of December 31, 2008**



Name of Taxpayer _____

PROPERTY FACTORS	TOTAL KENTUCKY AMOUNT	TOTAL SYSTEM AMOUNT	KENTUCKY PERCENT
(1) ARRIVALS			
(2) DEPARTURES			
(3) GROUND TIME (Hours Block to Unblock)			
(4) TOTAL FLIGHT TIME*			
(5) FLY OVER FLIGHT TIME			
(6) ADJUSTED FLIGHT TIME ((4) minus (5))*			
(7) TOTAL FLIGHT MILES*			
(8) FLY OVER FLIGHT MILES			
(9) ADJUSTED FLIGHT MILES ((7) minus (8))*			

* These factors will not be allowed in the allocation process if the taxpayer fails to exclude all flyover miles and time from both the Kentucky and System figures. See below.

BUSINESS FACTORS	TOTAL KENTUCKY AMOUNT	TOTAL SYSTEM AMOUNT	KENTUCKY PERCENT
(10) ENPLANE PASSENGERS #			
(11) DEPLANE PASSENGERS #			
(12) ENPLANE FREIGHT & EXPRESS (lbs.)			
(13) DEPLANE FREIGHT & EXPRESS (lbs.)			
(14) ENPLANE MAIL (lbs.)			
(15) DEPLANE MAIL (lbs.)			
(16) GROSS OPERATING REVENUE			

NOTES REGARDING THE FACTORS

The arrivals and departures factor shall include all performed scheduled and nonscheduled arrivals and departures associated with interchange flights, connecting flights, overhaul, maintenance, flight testing and training. No adjustments shall be allowed to this factor.

The operating flight miles shall include all performed scheduled and nonscheduled service miles from civilian, government and military passenger, freight, express and mail service. A written explanation regarding the computation of the Kentucky miles shall be required. The Kentucky and system flight miles shall exclude nontaxable nonallocated fly-over miles for nonoriginating and nonterminating flights. A written explanation shall be required from the company regarding the method and computation of this factor. If the written explanation is not provided this factor will not be utilized.

The time factors shall include all revenue and nonrevenue hours in flight and on the ground including hours associated with interchange flights, overhaul, maintenance, flight testing and training. No "time caps" shall be applied to ground time. The maximum number of hours associated with any given aircraft shall not exceed 8,760 hours of total time. Foreign time shall be included in the total system time factor. The Kentucky and system total flight time shall exclude nontaxable nonallocated fly-over time for nonoriginating and nonterminating flights. A written explanation shall be required from the company regarding the method of computation of this factor. If the written explanation is not provided this factor will not be utilized.

The enplaned and deplaned business factors shall include all passengers, freight, express and mail (measured in pounds) loaded and unloaded from scheduled and nonscheduled flights for twelve months ending December 31. All pounds shall be reported including civilian, government and military freight, express and mail. The Kentucky enplane and deplaned pounds shall exclude certain interchange and transshipped tons as specified by the Department of Revenue. A written explanation shall be required from the company regarding any exclusions claimed and the method used to derive the factors.

**REPORT OF OPERATING LEASED
REAL PROPERTY LOCATED IN KENTUCKY
BY TAXING DISTRICT
As of December 31, 2008**



Name of Taxpayer _____

If you lease any real property on an operating lease basis and that property is located within the Commonwealth of Kentucky, this form must be completed for each separate lease. Remember, operating leased property is not recorded on the Balance Sheet. Capital leased real property is recorded on the Balance Sheet. Do not report capital leased real property on this form.

Kentucky County:

Street:

City:

Kentucky Airport (If Applicable):

- Examples of Real Property:*
- | | | |
|---------------|---------------------------|--------------------------|
| Land | IRB Finance Real Property | Ramp Space |
| Buildings | Real Improvements | Gates & Slots |
| Hangars | Heliports | Storage Buildings |
| CWIP-Real | Warehouses | Office Buildings & Space |
| Baggage Claim | Terminal Space | Kiosk Space |

Description & Type of Leased Real Property:

Name of Owner/Lessor:

Monthly Lease Payment: \$

Annual Lease Payment: \$

Beginning Date of Lease:

Ending Date of Lease:

Do you Sublease the Property to Others? YES NO

Name of Sub-Lessee:

Has the Local Kentucky Assessor Taxed this Property in the Name of the Actual Owner? YES NO UNKNOWN

Is this Property Located in a Foreign Trade Zone? YES NO UNKNOWN

Reported Market Value \$

**REPORT OF OPERATING LEASED
PERSONAL PROPERTY LOCATED IN KENTUCKY
BY TAXING DISTRICT
As of December 31, 2008**



Name of Taxpayer _____

If you lease any personal property on an operating lease basis and that property is located within the Commonwealth of Kentucky, this form must be completed for each separate lease. Remember, operating leased property is not recorded on the Balance Sheet. Capital leased real property is recorded on the Balance Sheet. Do not report capital leased personal property on this form.

Kentucky County:

Street:

City:

Kentucky Airport (If Applicable):

<i>Examples of Leased Personal Property:</i>	Ground Equipment	Computer & Software	Rotable Parts & Assemblies
	Materials & Supplies	Flight Simulators	Mail Boxes/Bins/Drop Boxes
	Furniture & Fixtures	Spare Engines	Unlicensed Motorized Vehicles
	Fuel Inventory	Business Inventory of Resale	
	Tools & Machinery	Licensed Motor Vehicles	

DO NOT REPORT AIRCRAFT ON THIS FORM!

Description & Type of Leased Personal Property:

Name of Owner/Lessor:

Monthly Lease Payment:

Annual Lease Payment:

Beginning Date of Lease:

Ending Date of Lease:

Do you Sublease the Property to Others?

YES NO

Name of Sub-Lessee:

Has the Local Kentucky Assessor Taxed this Property in the Name of the Actual Owner?

YES NO UNKNOWN

Is this Property Located in a Foreign Trade Zone?

YES NO UNKNOWN

Reported Market Value

**SUMMARY REPORT OF SYSTEM AND
 KENTUCKY OPERATING LEASE PAYMENTS
 As of December 31, 2008**



Name of Taxpayer _____

Complete the following chart. Indicate the System and Kentucky annual operating lease payments (rents) paid during the calendar year of 2008 for the categories of property indicated below. The aircraft subcategory shall include all operating and nonoperating fleet aircraft rentals.

DO NOT REPORT CAPITAL LEASE RENT PAYMENTS ON THIS FORM.

REAL PROPERTY

	SYSTEM LEASE RENTAL PAYMENTS	KENTUCKY LEASE RENTAL PAYMENTS
Land	\$	\$
General Buildings	\$	\$
Office Buildings	\$	\$
Storage Buildings	\$	\$
Warehouses	\$	\$
Hangars	\$	\$
Heliports	\$	\$
Office Space	\$	\$
Terminal Space	\$	\$
Baggage Claim	\$	\$
Check Space	\$	\$
Gates & Ramps	\$	\$
Kiosk Space	\$	\$
Other Real Property	\$	\$
SUBTOTAL	\$	\$

PERSONAL PROPERTY

	SYSTEM LEASE RENTAL PAYMENTS	KENTUCKY LEASE RENTAL PAYMENTS
AIRCRAFT	\$	\$
HELICOPTERS	\$	\$
Machinery & Equipment	\$	\$
Ground Equipment	\$	\$
Motor Vehicles, Trucks & Trailers	\$	\$
Computers & Software	\$	\$
Business Machines & Equipment	\$	\$
Flight Simulators	\$	\$
Spare Engines	\$	\$
Spare Assemblies	\$	\$
Other Personal Property	\$	\$
SUBTOTAL	\$	\$
GRAND TOTAL OPERATING LEASE RENTAL PAYMENTS	\$	\$

SUMMARY REPORT OF TOTAL SYSTEM AND KENTUCKY OPERATIONS

As of December 31, 2008



Name of Taxpayer _____

INSTRUCTIONS: Complete the following summary report of your System and Kentucky plant investment for your business operation. Provide the original cost, depreciation and depreciated cost values.

REAL PROPERTY (Owned and Leased)	(A) Total System Acquisition/Original Cost	(B) Total System Depreciation	(C) Total System Depreciated Cost	(D) Total Kentucky Acquisition/Original Cost	(E) Total Kentucky Depreciation	(F) Total System Depreciated Cost
(1) Land						
(2) Buildings-General & Office						
(3) Hangars						
(4) Storage Buildings & Warehouses & Improvements						
(5) Maintenance Buildings & Improvements						
(6) Heliports						
(7) Slots & Gates						
(8) Ramp Space						
(9) Leasehold Improvements-Real						
(10) CWIP-Real						
(11) Operating Leased Real Property						
(12) Capital Leased Real Property						
(13) Industrial Rev Bonds Financed Real Property						
(14) Foreign Trade Zone Real Property						
(15) Other						
Total Real Property						
PERSONAL PROPERTY FLIGHT EQUIPMENT (Owned and Leased)	(A) Total System Acquisition/Original Cost	(B) Total System Depreciation	(C) Total System Depreciated Cost	(D) Total Kentucky Acquisition/Original Cost	(E) Total Kentucky Depreciation	(F) Total Kentucky Depreciated Cost
(16) Aircraft-Owned						
(17) Aircraft-Capital Leased						
(18) Aircraft-Operating Leased						
(19) Aircraft-Managed						
(20) Aircraft-Held for Resale						
(21) Aircraft-In Storage Nonoperating						
(22) Aircraft Modifications & Improvements-Owned						
(23) Aircraft Modifications & Improvements-Capital Leased						
(24) Aircraft Modifications & Improvements-Operating Leased						
(25) Aircraft Modifications & Improvements-Managed						
(26) Aircraft Expendable Parts						
(27) Aircraft Engine-Spares						
(28) Aircraft Props-Spares						
(29) Aircraft Communication & Navigation Equipment						
(30) Aircraft Engine Parts-Assemblies						
(31) Aircraft Airframe Parts-Assemblies						
(32) Other Parts & Assemblies						
(33) Flight Equipment Rotable Parts						
(34) Miscellaneous Flight Equipment						
(35) Operating Leased Flight Equipment Not Specified Above						
(36) Capital Leased Flight Equipment Not Specified Above						

INDUSTRIAL REVENUE BOND PROPERTY



Real and tangible personal property purchased with an industrial revenue bond (IRB) is subject to taxation at a state rate only, **except that the rate shall not apply to the proportion of value of the leasehold interest created through any private financing.** This includes all privately held leasehold interests in real or tangible personal property owned and financed by a tax-exempt governmental unit or a tax-exempt statutory authority. Property used to replace retired property and not purchased directly with IRB money should not be included in the property listed.

Enter the following data to provide the information necessary to value the IRB property. If you have property purchased with multiple IRBs, use a separate form for each separate IRB.

Name of Tax-Exempt Entity Issuing Bond _____

Recipient of the Property Upon Full Amortization of the Bond _____

Face Amount of the Bond \$ _____

Amount of the Bond Spent \$ _____

Date of Bond Issuance _____

Life of the Bond (in years) _____

	Cost	Net Book Value
Cost/Net Book Value of IRB Real Property Assessment	\$	\$
Cost/Net Book Value of IRB Tangible Property Assessment	\$	\$
Cost/Net Book Value of IRB Manufacturing Machinery	\$	\$
Cost/Net Book Value of IRB Pollution Control Equipment	\$	\$
Cost and Net Book Value of Other (specify) _____	\$	\$
TOTAL	\$	\$

The valuation of industrial revenue bond (IRB) property contemplates ownership upon full amortization of the bond issue. As such, if the property converts to the private entity upon full amortization, the property is assessed higher as the bonds ages and as the private enterprise assumes a greater leasehold interest. Conversely, if the tax-exempt statutory authority ultimately receives the property, the assessed valuation for taxation purposes begins at 100 percent and is fully amortized over the life of the bond.

Note: All real and tangible personal property purchased with an IRB must be listed on Schedules J, K and K2. Be sure to identify and segregate this IRB property from all other non-IRB property by taxing jurisdiction.

Contact the Public Service Section at (502) 564-8175 with questions or for additional information and instructions.

PUBLIC SERVICE COMPANY SALES



Kentucky Revised Statutes 136.130 and 136.140 require public service companies to report information to the Department of Revenue when they buy or sell any assets used in a public service company. Complete this form for the sale, purchase or merger referred to in the cover letter and return to **Public Service Section, Office of Property Valuation, Kentucky Department of Revenue, 501 High Street, Station 32, Frankfort, KY 40620**. Refer questions to (502) 564-8175.

Name and Address of Buyer _____

Name and Address of Seller _____

Date of Sale _____

Sale Price (Attach independent valuations and a copy of the final sales agreement.)

Cash.....	_____
Debt Assumed	_____
Stock Transaction:	
Share Price.....	_____
Number of Shares.....	_____
Other (list) _____	_____
_____	_____
Total Sale Price.....	_____

What portion of the sale is attributable to Kentucky? _____

If not 100 percent, how is the Kentucky portion allocated? _____

Assets Purchased

	In Kentucky	Out-of-State
Real Estate	_____	_____
Nonoperating Property	_____	_____
Other Tangible Personal Property	_____	_____
Accounts Receivable	_____	_____
Goodwill	_____	_____
Other _____	_____	_____

Was the sale or merger accounted for as a purchase or a pooling of interests?


Attach a sheet listing the amount and types of property involved in any assumed operating leases.

Attach a sheet describing any new operating agreements with the seller.

I declare under the penalties of perjury that the information given on this form (and any accompanying statements) has been examined by me and to the best of my knowledge and belief is true, correct and complete.


Print Name of Representative

Title of Representative




Signature of Representative

Date Signed

 ()

Telephone Number

 **Mail to:** Public Service Section
Office of Property Valuation
Kentucky Department of Revenue
501 High Street, Station 32
Frankfort, KY 40620