

Public Service Company
Property Tax Forms and Instructions
for
Commercial Air Passenger
and Air Freight Carriers
2015



COMMONWEALTH OF KENTUCKY

OFFICE OF PROPERTY VALUATION

DEPARTMENT OF REVENUE



TAXPAYER ASSISTANCE AND MAILING ADDRESS

Kentucky Department of Revenue
Office of Property Valuation
Public Service Branch, Station 32, Fourth Floor
501 High Street
Frankfort, KY 40601-2103
(502) 564-8175
(502) 564-8192 (fax)
www.revenue.ky.gov (Internet)

The following property tax schedules are included in this packet and are available from www.revenue.ky.gov or upon request.

Revenue Form 61A206	Public Service Company Property Tax Return For Commercial Air Passenger and Air Freight Carriers (Form and Instructions)
Schedule A	Filing Extension Application
Schedule B	Report of Kentucky Registered and Licensed Motor Vehicles
Schedule C	Report of Financial Operations for Commercial Air Passenger and Air Freight Carriers
Schedule D-1/D-3	Report of System Aircraft Fleet
Schedule E-1/E-3	Report of Kentucky Flight Statistics by Airport with Instructions
E-4/E-7	Report of Kentucky Flight Statistics by Heliport
Schedule F	Report of System & Kentucky Allocation Factors
Schedule G	Report of Funded Debt
Schedule H	Report of Operating Leased Real Property Located in Kentucky by Taxing District
Schedule I	Report of Operating Leased Personal Property Located in Kentucky by Taxing District
Schedule J	Summary Report of System & Kentucky Operating Lease Payments
Schedule K	Report of Owned Real Property Located in Kentucky by Taxing District
Schedule L	Report of Owned Personal Property Located in Kentucky by Taxing District
Schedule M	Summary Report of Total System and Kentucky Operations
Schedule N	Industrial Revenue Bond Property
Schedule O	Public Service Company Sales (61A209)

The Kentucky Department of Revenue Mission Statement

As part of the Finance and Administration Cabinet, the mission of the Kentucky Department of Revenue is to administer tax laws, collect revenue, and provide services in a fair, courteous, and efficient manner for the benefit of the Commonwealth and its citizens.

The Kentucky Department of Revenue does not discriminate on the basis of race, color, national origin, sex, age, religion, disability, sexual orientation, gender identity, veteran status, genetic information or ancestry in employment or the provision of services.

INSTRUCTIONS FOR FILING PUBLIC SERVICE COMPANY COMMERCIAL AIR PASSENGER & AIR FREIGHT CARRIERS PROPERTY TAX RETURN

INTRODUCTION

This packet has been designed for a select group of public service companies who are required by KRS 136.120 through KRS 136.180 to file Kentucky property tax returns. It contains the necessary returns, schedules and instructions for this purpose.

WHO MUST FILE (KRS 136.120)

In accordance with state law, every railway company, sleeping car company, chair car company, dining car company, gas company, water company, bridge company, street railway company, interurban electric railroad company, express company, electric light company, electric power company, commercial air carrier, air freight carrier, pipeline company, privately owned regulated sewer company, municipal solid waste disposal facility, railroad car line company and every other like company, business or association performing any public service shall file property tax returns, schedules, regulatory reports and other such facts as the Department of Revenue, Office of Property Valuation may require.

The Department of Revenue, Office of Property Valuation shall have the sole responsibility to value and assess all of the property of every corporation, company, association, partnership, or person performing any public service, including those mentioned above and all others to whom this section may apply.

WHAT TO FILE (KRS 136.130–KRS 136.140)

All commercial air passenger and air freight carriers are required to file Revenue Form 61A206, Public Service Company Property Tax Return, and all accompanying schedules (A through O). In addition to these returns, any public service company that is regulated in any capacity by a federal or Kentucky authority **must** submit a copy of the annual report filed with that authority. **Also, all companies must submit a copy of their annual report to stockholders and/or parent company annual report.** Companies who have bought or sold any operating property must include detailed information regarding the transaction.

All returns, reports and schedules shall cover a period of 12 months ending December 31. Taxpayers may substitute individual schedules on taxpayer form as long as all information requested is supplied.

Type of Company

Airlines & air freight

Supplementary Reports Required

Annual Report to Owners Audited Financial Statements, 10K Report & Shareholder's Annual Report

WHEN TO FILE

All public service companies as specified in KRS 136.120(1) shall make, file and deliver to the Office of Property Valuation on or before April 30 of each year the required tax returns, schedules, regulatory reports and other such facts covering the preceding calendar year.

WHERE TO FILE

All tax returns, schedules and regulatory reports must be mailed to the following address:

Kentucky Department of Revenue
Office of Property Valuation, Division of State Valuation
Public Service Branch, Station 32, Fourth Floor
501 High Street
Frankfort, KY 40601-2103

FILING EXTENSIONS (KRS 136.130)

A taxpayer may be granted a 30-day extension for filing the public service company property tax return if it requests the extension before the due date of the return and includes with the extension request a report of any increases or decreases in property of \$50,000 or more in any taxing jurisdiction.

Upon written application, the Office of Property Valuation **may** grant an extension when in its judgment an extension is deemed necessary and proper.

No extension will be granted beyond May 30. See Schedule A.

LATE FILING PENALTY (KRS 132.290)

Any public service company that fails to timely complete, file and deliver the required tax return, schedules and regulatory reports on or before the due date, shall pay a minimum penalty of 10 percent of the total taxes due.

**PENALTY FOR NONCOMPLIANCE
(KRS 136.150, KRS 136.990, KRS 132.290)**

If any public service company fails to report as required by KRS 136.130 and KRS 136.140 on or before April 30 of each year, the Office of Property Valuation shall ascertain the required facts and determine the assessment values in such a manner and by such means as it deems proper, at the cost of the company failing to comply with state law.

The penalty for failure to file is 20 percent of the total taxes due.

Furthermore, any public service company, or officer thereof, that willfully fails or refuses to make, file and deliver reports as required by KRS 136.130 and KRS 136.140 shall be fined \$1,000, and \$50 for each day the reports are not made after April 30 of each tax year. In addition, civil action may be brought to compel the company or officer thereof to make the required reports.

DETERMINATION OF THE ASSESSMENT (KRS 136.160)

Each year the Office of Property Valuation shall determine the fair cash value of the operating property (real estate, tangible and franchise) of a public service company as a unit. This unit value shall then be apportioned to Kentucky based on the average of the property factor and the business factor.

The property factor shall fairly reflect the amount of operating property owned and/or leased in Kentucky compared to the total amount of operating property owned and/or leased everywhere. The business factor shall fairly reflect the utilization of the operating property owned and/or leased in Kentucky compared to the utilization of operating property owned and/or leased everywhere. These factors may be a single factor or an average of several factors.

The nonoperating tangible and nonoperating intangible property of public service companies shall be valued separately using the same fair cash value standard as utilized by the county assessor. The value is **not** apportioned.

Public service companies that own mineral resources that are reported on Revenue Forms 62A384-O, Oil Property Tax Return; and 62A384-G, Natural Gas Property Tax Return, must include copies of these reports with the public service company tax return. The assessment for mineral property is considered nonoperating real estate and will be in addition to the assessment for a company's operating property. The mineral property must be itemized on Schedule K in order to situs such property.

ALLOCATION OF THE ASSESSMENT (KRS 136.170)

Once the operating property is valued as a unit, the department shall allocate the assessed value in this state among the county, school, city and/or other special taxing jurisdictions.

Nonoperating tangible property shall be allocated to the county, school, city and/or other special taxing jurisdictions where the property is located.

Nonoperating intangible property is taxable for state purposes only at the same rate as the intangible property of other taxpayers not performing public services.

NOTIFICATION OF ASSESSMENT (KRS 136.180)

Each year the Office of Property Valuation shall determine the assessed value of the operating property and other property of a public service company and notify the company by mail of the assessment amount and the state tax liability.

Once the valuation has been finalized, the Office of Property Valuation shall immediately certify the assessment to the county clerk of each county in which any of the operating property or nonoperating tangible property is liable to local taxation. The county clerk shall then certify the assessment to the proper collecting officer of the county, school, city and/or special taxing jurisdiction for collection.

Effective January 1, 2006, the Department of Revenue shall bill, collect and distribute all state and local property taxes for all commercial water transportation companies. Any fees owed to the Department of Revenue by any local taxing district shall be deducted before any distribution is made to any local taxing district under the provisions of this subsection.

WHERE TO SEND YOUR PROTEST

All protests must be mailed to the following address:

**Finance and Administration Cabinet
Department of Revenue
Office of Property Valuation
Public Service Branch, Station 32, 4th Floor
501 High Street
Frankfort KY 40601-2103**

**PROTESTING YOUR ASSESSMENT
(KRS 131.110, KRS 136.180(2), KRS 134.590 and
103 KAR 1:010)**

The Department of Revenue is required to mail to the taxpayer a notice of any property assessed. The assessment shall be final if not protested in writing to the Department of Revenue, within 45 days from the date of the notice of assessment or the assessment will become final and the state taxes will be due. Such protest shall be accompanied by a supporting written statement setting forth the grounds upon which the protest is made. The supporting statement must set forth whether the protest is based on a factual disagreement and/or disagreement in the interpretation of the applicable statutes. If there are disputed factual issues, the taxpayer must provide financial statements, records, assessments or other documents which will allow the Department of Revenue some basis for reconsideration. Further, the statement must clearly identify the specific portion(s) of the assessment to which the protest relates.

Effective July 15, 1998, no appeal shall delay the collection or payment of taxes based upon the assessment in controversy. The taxpayer shall pay all state, county and other local jurisdictional taxes due on the valuation which the taxpayer claims as the true value as stated in the protest filed under KRS 131.110. Once the appeal is finalized and the valuation finally determined, the taxpayer shall be billed for any additional tax and interest (at the rate as defined in KRS 131.010(6)) from the date the tax would have become due if no appeal had been taken. The provisions of KRS 134.015 shall apply to the tax bill.

Any nonprotested portion (your claimed value) of the assessment becomes final at the end of the 45-day protest period. If you protest your assessment, payment of your state and local tax on the claimed value is due with your protest letter. Your protest letter must clearly and logically identify how your claimed valuation was determined and must specify the value which you claim to be the true value of property. The Kentucky claimed value must be (1) classified into the various state property tax classifications, (2) the state tax must be calculated on the classified claimed value and (3) the claimed value must be properly allocated to the affected local taxing jurisdictions.

After a timely protest has been filed, the taxpayer **may** request a conference with the Office of Processing & Enforcement, Protest Resolution Branch.

The Protest Resolution Branch is responsible for resolving tax controversies (protests) on a fair and equitable basis.

Finance and Administration Cabinet
Department of Revenue
Office of Processing and Enforcement
Division of Collections
Protest Resolution Branch, Station 7, 10th Floor
P O Box 3
Frankfort KY 40602-0003

The taxpayer may appear in person or by representative. All taxpayers represented by attorney or tax agent must file a power of attorney with the Protest Resolution Branch. Further conferences may be held by mutual agreement. Consideration is given to additional information presented by the taxpayer at the conference.

If the taxpayer's protest of an assessment or refund denial cannot be resolved through correspondence and/or conferences, the Protest Resolution Branch shall issue a written final ruling on any matter still in controversy to be mailed to the taxpayer. The ruling shall state that it is a final ruling of the department, the issues of controversy, the taxpayer's position, the department's position and the procedure for prosecuting an appeal to the Kentucky Board of Tax Appeals (KBTA).

The taxpayer may request a final ruling from the Protest Resolution Branch at any time after filing a timely protest. When it is requested, the department shall issue such ruling within 30 days from the date the request is received.

After the final ruling has been issued, the taxpayer may appeal to the KBTA.

**KENTUCKY BOARD OF TAX APPEALS
(KRS 131.340—KRS 131.370, KRS 136.050,
103 KAR 1:010, 802 KAR 1:010)**

If a taxpayer desires to appeal a final ruling of the Protest Resolution Branch, the taxpayer must apply for a hearing before the KBTA within 30 days from the date of issuance of the final ruling.

The appeal must be filed in quintuplicate; contain a brief statement of the law and the facts in issue; contain the petitioner's or appellant's position regarding the law, facts or both; and must contain the petitioner's position regarding the protest and include a copy of the final ruling with each copy of the petition of appeal. The petition of appeal must be in writing and signed by the petitioner or appellant. Filings by facsimile or other electronic means shall not be accepted. The board will set a date for a formal hearing and notify the taxpayer.

On the basis of the hearing, briefs and other documents, the board will issue a written order which will affirm, reverse, modify or remand the final ruling, and will forward a copy of the order to the taxpayer, Protest Resolution Branch and the Office of Property Valuation.

Assessments upheld by the board shall be due and payable 30 days after the date of the board's order. All taxes (state, county, school, city and other special taxing jurisdictions) found to be due on any protested assessment or portion thereof shall begin to bear interest at the appropriate rate per annum on the 61st day after the KBTA acknowledges receipt of the protest, but in no event shall interest begin to accrue prior to January 1 following April 30 of the year in which the returns, schedules and regulatory reports are due.

Any party aggrieved by a final order of the KBTA may, within 30 days after such order becomes final, file an appeal with the Franklin Circuit Court or the circuit court of the county in which the aggrieved party resides or conducts his place of business.

PAYMENT OF TAX (KRS 131.110 and KRS 136.050)

All state taxes assessed against any public service company under the provisions of KRS 136.120 to KRS 136.200 shall be due and payable 45 days from the date of the notice of assessment, unless otherwise protested. State taxes are payable to the "Kentucky State Treasurer."

If you intend to pay your state taxes assessed against a public service company by use of the Coal Incentive Tax Credit granted under KRS 141.110, you must file the Coal Incentive Tax Credit Certificate with this return.

All county, school, city and other special taxes shall be due and payable 30 days after a notice of tax due is issued by the designated collecting officer, unless otherwise protested.

FAILURE TO PAY TAX (KRS 136.050, KRS 136.990)

Every public service company that fails to pay its state, county, school, city and other special taxes when due shall be deemed delinquent, subject to a 10 percent penalty on the tax due and thereafter subject to interest at the appropriate rate as defined in KRS 131.010(6). In addition, a 20 percent cost of collection fee will be added to liabilities that have become final, due and owing.

Furthermore, any public service company that willfully fails to pay its taxes, penalty and interest, shall be fined \$1,000 and \$50 for each day the same remains unpaid to be recovered by indictment or civil action, of which the Franklin Circuit Court shall have jurisdiction.

AMENDED RETURNS

Adjustments to assessments will only be considered if amended data is supplied before the protest period expires or as part of the supporting documentation included with a protest.

To amend any portion of the return, submit a new schedule with "AMENDED," the date submitted and a signature and title of the person filing the amendment written on each page of the amended schedule or on a cover page.

Forms may be obtained from:

www.revenue.ky.gov (Internet)

COUNTY PVA TELEPHONE NUMBERS AND ADDRESSES

County Code	County	Phone Number	Address	City	ZIP Code
001	Adair	(270) 384-3673	424 Public Square, Courthouse, Suite 2	Columbia	42728
002	Allen	(270) 237-3711	P.O. Box 397	Scottsville	42164
003	Anderson	(502) 839-4061	101 Ollie Bowen Court	Lawrenceburg	40342
004	Ballard	(270) 335-3400	P.O. Box 267	Wickliffe	42087
005	Barren	(270) 651-2026	P.O. Box 1836	Glasgow	42142
006	Bath	(606) 674-6382	P.O. Box 688	Owingsville	40360
007	Bell	(606) 337-2720	P.O. Box 255	Pineville	40977
008	Boone	(859) 334-2181	P.O. Box 388	Burlington	41005
009	Bourbon	(859) 987-2152	Courthouse, Room 15, 301 Main Street	Paris	40361
010	Boyd	(606) 739-5173	P.O. Box 434	Catlettsburg	41129
011	Boyle	(859) 238-1104	Courthouse, 321 West Main Street	Danville	40422
012	Bracken	(606) 735-2228	P.O. Box 310	Brooksville	41004
013	Breathitt	(606) 666-7973	1137 Main Street, Courthouse, Suite 302	Jackson	41339
014	Breckinridge	(270) 756-5154	P.O. Box 516	Hardinsburg	40143
015	Bullitt	(502) 543-7480	P.O. Box 681	Shepherdsville	40165
016	Butler	(270) 526-3455	P.O. Box 538	Morgantown	42261
017	Caldwell	(270) 365-7227	100 E. Market St., Courthouse, Room 28	Princeton	42445
018	Calloway	(270) 753-3482	P.O. Box 547	Murray	42071
019	Campbell	(859) 292-3871	1098 Monmouth Street, Room 329	Newport	41071
020	Carlisle	(270) 628-5498	P.O. Box 206	Bardwell	42023
021	Carroll	(502) 732-5448	Courthouse, 440 Main Street	Carrollton	41008
022	Carter	(606) 474-5663	Courthouse, Room 214, 300 W. Main St.	Grayson	41143
023	Casey	(606) 787-7621	P.O. Box 38	Liberty	42539
024	Christian	(270) 887-4115	P.O. Box 96	Hopkinsville	42241
025	Clark	(859) 745-0250	Courthouse, 34 South Main Street	Winchester	40391
026	Clay	(606) 598-3832	102 Richmond Road, Suite 200	Manchester	40962
027	Clinton	(606) 387-5938	100 Cross St., Courthouse, Room 217	Albany	42602
028	Crittenden	(270) 965-4598	Courthouse, 107 South Main Street, Suite 108	Marion	42064
029	Cumberland	(270) 864-5161	P.O. Box 431	Burkesville	42717
030	Daviess	(270) 685-8474	Courthouse, Room 102, 212 St. Ann Street	Owensboro	42303
031	Edmonson	(270) 597-2381	P.O. Box 37	Brownsville	42210-0037
032	Elliott	(606) 738-5090	P.O. Box 690	Sandy Hook	41171
033	Estill	(606) 723-4569	Courthouse, 130 Main Street	Irvine	40336
034	Fayette	(859) 246-2722	101 E. Vine St., Suite 600, Phoenix Bldg.	Lexington	40507
035	Fleming	(606) 845-1401	100 Court Square, Room B110	Flemingsburg	41041
036	Floyd	(606) 886-9622	149 South Central Avenue, Room 5	Prestonsburg	41653
037	Franklin	(502) 875-8780	313 W. Main Street, Courthouse Annex, Room 209	Frankfort	40601
038	Fulton	(270) 236-2548	2216 Myron Cory Drive, Suite 2	Hickman	42050
039	Gallatin	(859) 567-5621	P.O. Box 470	Warsaw	41095
040	Garrard	(859) 792-3291	Courthouse, 7 Public Square, Suite 2	Lancaster	40444
041	Grant	(859) 824-6511	Courthouse, 101 North Main St., Room 2	Williamstown	41097
042	Graves	(270) 247-3301	101 E. South Street, Courthouse Annex, Suite 5	Mayfield	42066
043	Grayson	(270) 259-4838	10 Public Square	Leitchfield	42754
044	Green	(270) 932-7518	103 South First Street	Greensburg	42743
045	Greenup	(606) 473-9984	Courthouse, Room 209, 301 Main St., Box 4	Greenup	41144
046	Hancock	(270) 927-6846	P.O. Box 523	Hawesville	42348
047	Hardin	(270) 765-2129	P.O. Box 70	Elizabethtown	42702
048	Harlan	(606) 573-1990	P.O. Box 209	Harlan	40831
049	Harrison	(859) 234-7133	111 South Main Street, Suite 101	Cynthiana	41031
050	Hart	(270) 524-2321	P.O. Box 566	Munfordville	42765
051	Henderson	(270) 827-6024	P.O. Box 2003	Henderson	42419-2003
052	Henry	(502) 845-5740	P.O. Box 11	New Castle	40050
053	Hickman	(270) 653-5521	110 E Clay, Courthouse, Suite F	Clinton	42031
054	Hopkins	(270) 821-3092	25 E Center Street	Madisonville	42431-2077
055	Jefferson	(606) 287-7634	P.O. Box 249	McKee	40447
056	Jefferson	(502) 574-6380	Glassworks Building, 815 West Market Street	Louisville	40202-2654
057	Jessamine	(859) 885-4931	P.O. Box 530	Nicholasville	40340
058	Johnson	(606) 789-2564	230 Court Street, Courthouse, Suite 229	Paintsville	41240
059	Kenton	(859) 392-1750	303 Court Street, Room 210	Covington	41011
060	Knott	(606) 785-5569	P.O. Box 1021	Hindman	41822
061	Knox	(606) 546-4113	P.O. Box 1509	Barbourville	40906
062	Larue	(270) 358-4202	209 West High Street, Courthouse, Suite 1	Hodgenville	42748
063	Laurel	(606) 864-2889	Courthouse, Room 127, 101 South Main Street	London	40741

COUNTY PVA PHONE NUMBERS AND ADDRESSES

Continued

County Code	County	Phone Number	Address	City	ZIP Code
064	Lawrence	(606) 638-4743	Courthouse, 122 S. Main Cross Street	Louisa	41230
065	Lee	(606) 464-4105	P.O. Box 1008	Beattyville	41311
066	Leslie	(606) 672-2456	P.O. Box 1891	Hyden	41749
067	Letcher	(606) 633-2182	156 Main Street, Suite 105	Whitesburg	41858
068	Lewis	(606) 796-2622	112 Second Street, Suite 101	Vanceburg	41179
069	Lincoln	(606) 365-4550	201 East Main Street, Suite 2	Stanford	40484
070	Livingston	(270) 928-2524	P.O. Box 77	Smithland	42081
071	Logan	(270) 726-8334	P.O. Box 307	Russellville	42276
072	Lyon	(270) 388-7271	P.O. Box 148	Eddyville	42038
073	McCracken	(270) 444-4712	Courthouse Annex, 621 Washington Street	Paducah	42003
074	McCreary	(606) 376-2514	P.O. Box 609	Whitley City	42653
075	McLean	(270) 273-3291	P.O. Box 246	Calhoun	42327
076	Madison	(859) 623-5410	135 W. Irvine Street, Suite 103	Richmond	40475-1436
077	Magoffin	(606) 349-6198	P.O. Box 107	Salyersville	41465
078	Marion	(270) 692-3401	223 N. Spalding Avenue, Suite 202	Lebanon	40033
079	Marshall	(270) 527-4728	1101 Main Street	Benton	42025
080	Martin	(606) 298-2807	P.O. Box 341	Inez	41224
081	Mason	(606) 564-3700	220 1/2 Sutton Street	Maysville	41056
082	Meade	(270) 422-2178	516 Hillcrest Drive, Suite 3	Brandenburg	40108
083	Menifee	(606) 768-3514	P.O. Box 36	Frenchburg	40322
084	Mercer	(859) 734-6330	P.O. Box 244	Harrodsburg	40330
085	Metcalf	(270) 432-3162	P.O. Box 939	Edmonton	42129
086	Monroe	(270) 487-6401	200 N. Main St., Suite A	Tompkinsville	42167-1548
087	Montgomery	(859) 498-8710	44 W. Main Street, Courthouse Annex, Suite E	Mt. Sterling	40353
088	Morgan	(606) 743-3349	P.O. Box 57	West Liberty	41472
089	Muhlenberg	(270) 338-4664	P.O. Box 546	Greenville	42345
090	Nelson	(502) 348-1810	113 East Stephen Foster Avenue	Bardstown	40004
091	Nicholas	(859) 289-3735	P.O. Box 2	Carlisle	40311
092	Ohio	(270) 298-4433	P.O. Box 187	Hartford	42347
093	Oldham	(502) 222-9320	110 W. Jefferson St.	LaGrange	40031
094	Owen	(502) 484-5172	Courthouse, 100 N. Thomas St., Room 6	Owenton	40359
095	Owsley	(606) 593-6265	P.O. Box 337	Booneville	41314
096	Pendleton	(859) 654-6055	233 Main Street, Courthouse Room 2	Falmouth	41040
097	Perry	(606) 436-4914	481 Main Street, Suite 210	Hazard	41701
098	Pike	(606) 432-6201	146 Main Street, Suite 303	Pikeville	41501
099	Powell	(606) 663-4184	P.O. Box 277	Stanton	40380
100	Pulaski	(606) 679-1812	P.O. Box 110	Somerset	42502
101	Robertson	(606) 724-5213	P.O. Box 216	Mt. Olivet	41064
102	Rockcastle	(606) 256-4194	P.O. Box 977	Mt. Vernon	40456
103	Rowan	(606) 784-5512	Courthouse, 600 W. Main	Morehead	40351
104	Russell	(270) 343-4395	410 Monument Square, Ste. 106	Jamestown	42629
105	Scott	(502) 863-7885	101 East Main Street, Courthouse, Ste. 206	Georgetown	40324
106	Shelby	(502) 633-4403	501 Washington Street	Shelbyville	40065
107	Simpson	(270) 586-4261	P.O. Box 424	Franklin	42135
108	Spencer	(502) 477-3207	P.O. Box 425	Taylorsville	40071
109	Taylor	(270) 465-5811	203 N. Court St., Courthouse, Ste. 6	Campbellsville	42718
110	Todd	(270) 265-9966	P.O. Box 593	Elkton	42220
111	Trigg	(270) 522-3271	P.O. Box 1776	Cadiz	42211
112	Trimble	(502) 255-3592	P.O. Box 131	Bedford	40006
113	Union	(270) 389-1933	P.O. Box 177	Morganfield	42437
114	Warren	(270) 843-3268	P.O. Box 1269	Bowling Green	42102-1269
115	Washington	(859) 336-5420	Courthouse, 120 E. Main	Springfield	40069
116	Wayne	(606) 348-6621	55 N. Main St., Ste. 107	Monticello	42633
117	Webster	(270) 639-7016	P.O. Box 88	Dixon	42409
118	Whitley	(606) 549-6008	P.O. Box 462	Williamsburg	40769
119	Wolfe	(606) 668-6923	P.O. Box 155	Campton	41301
120	Woodford	(859) 873-4101	Courthouse, Room 108, 103 Main Street	Versailles	40383

DIVISION OF STATE VALUATION, FRANKFORT 40601-2103: (502) 564-8175

Go to www.revenue.ky.gov to download forms.

FILING EXTENSION APPLICATION

A

For Public Service Company Property Tax Return

APRIL 2015						
S	M	T	W	T	F	S
			1	2	3	4
5	6	7	8	9	10	11
12	13	14	15	16	17	18
19	20	21	22	23	24	25
26	27	28	29	30		

GNC No.	
Postmark	

► **File Before April 30, 2015**

In accordance with KRS 136.130(5)(6), the Kentucky Department of Revenue may grant a 30-day extension for filing the public service company property tax return when, in its judgment good cause exists and the request for extension is postmarked before the due date of the return and includes a report of any increases or decreases in property of \$50,000 or more in any taxing jurisdiction. No extension will be granted beyond May 30 or the next succeeding business day.
Extensions for tax year 2015 are due on or before April 30, 2015.

Taxpayer

Name 1 _____ Federal Identification No. _____
 Name 2 _____ Telephone No. () _____
 Address 1 _____ Fax No. () _____
 Address 2 _____ E-Mail _____
 City _____ State _____ ZIP Code _____
 Contact Person _____



IMPORTANT—Complete the following form. Indicate any increases or decreases in property of \$50,000 or more in any taxing jurisdiction as of December 31, 2014. If no qualifying changes occurred, check here.

County Name	Tax Jurisdiction Name	Real Estate	Tangible Personalty
		\$	\$
		\$	\$
		\$	\$
		\$	\$
		\$	\$
		\$	\$
		\$	\$

(continued on reverse)

I declare under penalties of perjury that this application, including any accompanying schedules and statements, has been examined by me and to the best of my knowledge and belief is a true, correct and complete return.

_____ Signature _____ Title _____ Date _____

**REPORT OF KENTUCKY
REGISTERED AND LICENSED MOTOR VEHICLES**

As of December 31, 2014

KENTUCKY REGULAR VEHICLES

Do you report, register and license any regular vehicles in the Commonwealth of Kentucky? Yes No

If yes, what was the total assessed value of these regular Kentucky vehicles? \$ _____

Provide the breakdown of the assessed value into the following categories:

Owned Vehicles \$ _____

Leased Vehicles \$ _____ Total Annual Lease Payment Paid \$ _____

Total \$ _____

The total assessed value of these motor vehicles are a credit against the Kentucky assessed value for the air carrier.



REPORT OF FINANCIAL OPERATIONS FOR COMMERCIAL AIR PASSENGER AND AIR FREIGHT CARRIERS

Each year the Kentucky Department of Revenue, Office of Property Valuation, Public Service Branch, must identify and assess, for ad valorem taxation, all commercial passenger and cargo airlines conducting business in the Commonwealth of Kentucky. In order to accomplish this task for the 2015 tax year, the DOR requires information and documents to be filed with your 2015 public service company property tax return.

All returns, reports, schedules and listings shall cover a period of 12 months ending December 31, 2013. Under certain circumstances, the department may allow or require the taxpayer to change the year ending period to conform to a fiscal year basis if it is deemed necessary to complete the January 1, 2015, assessment accurately.

Without exception, all commercial passenger and cargo airline carriers shall complete, file and deliver the following reports and financial statements along with a properly completed public service company property tax return on or before April 30, 2015.

GOVERNMENTAL AND PRIVATE REPORTS

- (1) A complete copy of your organization's year end financial statements:
 - Balance Sheet (as of December 31, 2014)
 - Income Statement (12 months ending December 31, 2014)
 - Supporting statements
- (2) A complete copy of your annual report to owner(s) (if not a publicly traded company).
- (3) A complete copy of your 10K Report (if publicly traded) and/or your parent/holding company 10K Report.

REPORT OF SYSTEM AIRCRAFT FLEET
As of December 31, 2014

Name of Taxpayer _____

Provide a complete listing of all fleet aircraft as of December 31, 2014 in the manner specified below.

AIRCRAFT Type, Make, Model and Series #	Year of Mfg.	Tail Number	Annual Lease/Mgt. Payment	Original Cost	Cost of Modifications & Improvements	Accumulated Depreciation	Depreciated Cost	Market Value Airline Price Guide
MANAGED AIRCRAFT								
Subtotal								

AIRCRAFT Held for Resale or NonOperating	Year of Mfg.	Tail Number	Annual Lease/Mgt. Payment	Original Cost	Cost of Modifications & Improvements	Accumulated Depreciation	Depreciated Cost	Market Value Airline Price Guide
Subtotal								

TOTALS								
---------------	--	--	--	--	--	--	--	--

REPORT OF KENTUCKY FLIGHT STATISTICS BY AIRPORT
As of December 31, 2014



Name of Taxpayer _____

KY AIRPORT CODE	KENTUCKY AIRPORT NAME	KENTUCKY COUNTY / School / City / Fire LOCATION	KENTUCKY ARRIVALS	KENTUCKY DEPARTURES	KENTUCKY GROUND TIME	KENTUCKY ENPLANED Passengers	KENTUCKY DEPLANED Passengers	KENTUCKY ENPLANED Freight & Cargo (lbs.)	KENTUCKY DEPLANED Freight & Cargo (lbs.)	KENTUCKY ENPLANED Mail (lbs.)	KENTUCKY DEPLANED Mail (lbs.)
EKX	Addington Field	HARDIN / Common / Elizabethtown / NA									
DWU	Ashland Regional	GREENUP / Raceland Indp / Worthington / Worthington FD									
PAH	Barkley Regional (Paducah)	MCCRACKEN / Common / NA / W. McN Fire / PJC Co									
K22	Big Sandy Regional (Prestonsburg)	MARTIN / Common / NA / NA									
LEX	Bluegrass Airport (Lexington)	FAYETTE / Common / Lexington / NA									
BWG	Bowling Green-Warren Co. Regional	WARREN / Common / Bowling Green									
LOU	Bowman Field (Louisville)	JEFFERSON / Common / Urban Services / NA									
28KY	Brandon Airdome (Murray)	CALLOWAY / Common / Calloway Fire									
I93	Breckinridge Co Regional	BRECKINRIDGE / Common / Hardinsburg / NA									
FFT	Capital City Airport	FRANKLIN / Common / Frankfort / NA									
CVG	Cincinnati-Northern Kentucky Intl.	BOONE / Common / NA / Hebron FD									
0KY7	Clinton-Hickman Co Airport	HICKMAN / Common / NA / NA									
I96	Columbia Adair Co Regional	ADAIR / Common / NA / NA									
0I8	Cynthiana-Harrison Co	HARRISON / Common / NA / NA									
FGX	Fleming-Mason Regional (Flemingsburg)	MASON / Common / NA / NA									
HOP	Ft Campbell Aaf Airport	CHRISTIAN / Common / NA / NA									
1M7	Fulton Co Regional	FULTON / Common / NA / NA									
K62	Gene Snyder	PENDLETON / Common / NA / NA									
GLW	Glasgow Municipal	BARREN / Common / Glasgow / NA									
FTK	Godman AAF (Ft Knox)	HARDIN / Common									
M20	Grayson Co Airport (Leitchfield)	GRAYSON / Common / NA / NA									
KY8	Hancock Co Lewis Field Airport (Lewisport)	HANCOCK / Common / NA / NA									
EHR	Henderson City-County Airport	HENDERSON / Common / NA / NA									
HVC	Hopkinsville-Christian Co Airport	CHRISTIAN / Common / Hopkinsville / NA									
JKL	Jullian Carroll (Jackson)	BREATHITT / Common / NA / NA									
M34	Kentucky Dam State Park	MARSHALL / Common / NA / Gilbertsville FD / Garb Dist									
CEY	Kyle-Oakley Field (Murray)	CALLOWAY / Common / Calloway Fire									
1M9	Lake Barkley State Park (Cadiz)	TRIGG / Common / NA / NA									
SME	Lake Cumberland Regional (Somerset)	PULASKI / Somerset Indp / Somerset / NA									
TOTALS											

NOTE: The totals for each column must balance to the total Kentucky values indicated on Schedule F.

CONTINUE ON PAGE 2

REPORT OF KENTUCKY FLIGHT STATISTICS BY AIRPORT
As of December 31, 2014



Name of Taxpayer _____

KY AIRPORT CODE	KENTUCKY AIRPORT NAME	KENTUCKY COUNTY / School / City / Fire LOCATION	KENTUCKY ARRIVALS	KENTUCKY DEPARTURES	KENTUCKY GROUND TIME	KENTUCKY ENPLANED Passengers	KENTUCKY DEPLANED Passengers	KENTUCKY ENPLANED Freight & Cargo (lbs.)	KENTUCKY DEPLANED Freight & Cargo (lbs.)	KENTUCKY ENPLANED Mail (lbs.)	KENTUCKY DEPLANED Mail (lbs.)
6I2	Lebanon-Springfield	WASHINGTON / Common / NA / NA									
I53	Liberty-Casey Co Airport	CASEY / Common / NA / NA									
LOZ	London-Corbin Airport Magee Field	LAUREL / Common / London / NA									
SDF	Louisville Intl.-Standiford Field	JEFFERSON / Common / Urban Services / NA									
79KY	Lucas Field (Nicholasville)	JESSAMINE / Common / NA / NA									
I39	Madison Co Airport (Richmond)	MADISON / Common / NA / NA									
2I0	Madisonville Municipal	HOPKINS / Common / NA / NA									
5M9	Marion-Crittenden Co Airport	CRITTENDEN / Common / NA / NA									
27K	Marshall Field-Scott Co Regional (Georgetown)	SCOTT / Common / NA / NA									
M25	Mayfield-Graves Co Airport	GRAVES / Common / NA / NA									
18I	McCreary Co Airport (Pine Knot)	MCCREARY / Common / NA / So McCreary FD									
1A6	Middlesboro-Bell Co Airport	BELL / Middlesboro Indp / Middlesboro / NA									
M97	Morehead-Rowan Co Reg Airport	ROWAN / Common / Lakeview Hgts / NA									
IOB	Mt. Sterling-Montgomery Co	MONTGOMERY / Common / NA / Fire Protection									
M21	Muhlenberg Co Regional (Greenville)	MUHLENBERG / Common / Greenville / NA									
7K4	Ohio Co Regional (Hartford)	OHIO / Common / NA / NA									
2I2	Olive Hill-Seller's Field	CARTER / Common / Olive Hill / NA									
OWB	Owensboro-Daviess Co Airport	DAVIESS / Common / NA / NA									
9KY9	Paintsville-Prestonsburg Combs Field	JOHNSON / Common / NA / NA									
PBX	Pike Co-Hatcher Field (Pikeville)	PIKE / Common / NA / NA									
2M0	Princeton-Caldwell Co Airport	CALDWELL / Common / Princeton / NA									
8M9	Providence-Webster Co Airport	WEBSTER / Common / NA / NA									
2I3	Rough River State Park	GRAYSON / Common / NA / NA									
K24	Russell Co Airport (Jamestown)	RUSSELL / Common / NA / NA									
4M7	Russellville-Logan Co Airport	LOGAN / Common / NA / NA									
BRY	Samuels Field	NELSON / Common / NA / NA									
5KY4	Standard Field Airport (Elkton)	TODD / Common / NA / NA									
I50	Stanton	POWELL / Common / Stanton / NA									
DVK	Stuart Powell Field (Danville)	BOYLE / Common / NA / Boyle Co. Fire									
TOTALS											

NOTE: The totals for each column must balance to the total Kentucky values indicated on Schedule F.

CONTINUE ON PAGE 3

REPORT OF KENTUCKY FLIGHT STATISTICS BY HELIPORT
As of December 31, 2014



Name of Taxpayer _____

KY AIRPORT CODE	KENTUCKY AIRPORT NAME	KENTUCKY COUNTY / School / City / Fire LOCATION	KENTUCKY ARRIVALS	KENTUCKY DEPARTURES	KENTUCKY GROUND TIME	KENTUCKY ENPLANED Patients / Transports Passengers	KENTUCKY DEPLANED Patients / Transports Passengers
	Appalachian Reg Hosp Heliport (McDowell)	FLOYD / Common / NA / Left Beaver FD					
6KY0	Appalachian Reg Hosp Heliport (Harlan)	HARLAN / Common / NA / NA					
51KY	Appalachian Reg Hosp Heliport (Whitesburg)	LETCHER / Common / Whitesburg / NA					
	Appalachian Reg Hosp Heliport (Hazard)	PERRY / Common / Hazard / NA					
65KY	ARH Heliport (Middlesboro)	BELL / Middlesboro Indp / Middlesboro / NA					
47KY	B. M. H. Heliport	BRECKINRIDGE / Common / Hardinsburg / NA					
	Baptist Regional Heliport	WHITLEY / Corbin Indp / Corbin / NA					
09KY	Baptist Hospital East Heliport	JEFFERSON / Common / St Matthews / St Matthews FD					
91KY	Big 'g' Heliport	LAWRENCE / Common / Louisa / NA					
	Blanchfield Army Hospital Heliport	CHRISTIAN / Common / Fort Campbell / NA					
02KY	Boone National Guard Heliport	FRANKLIN / Common / Frankfort / NA					
6KY5	Caldwell Co Hospital Heliport (Princeton)	CALDWELL / Common / Princeton / NA					
3KY5	Carroll Co Hospital Heliport	CARROLL / Common / Carrollton / NA					
62LS	Casey Co Hospital Heliport	CASEY / Common / Liberty / NA					
	Caverna Memorial Hosp Heliport (Horse Cave)	HART / Caverna Indp / Horse Cave / NA					
1KY4	Central Baptist Hospital Heliport	FAYETTE / Common / Lexington / NA / Full Service					
22KY	Churchill Downs Heliport	JEFFERSON / Common / Urban Services / NA					
89KY	Clark Regional Medical Center Heliport	CLARK / Common / Winchester / NA					
45KY	Clinton Co Hospital Heliport	CLINTON / Common / Albany / NA					
1KY2	Community Methodist Hospital Heliport	HENDERSON / Common / Henderson / NA					
8KY4	Cumberland Co Hosp Heliport	CUMBERLAND / Common / Burkesville / NA					
	Ephraim McDowell Med Ctr Heliport	BOYLE / Danville Indp / Danville / NA					
06KY	Falcon Heliport	BREATHITT / Common / Jackson / NA					
3KY8	Fidelity Heliport	KENTON / Common / Covington / NA					
5KY1	Flaget Mem Hosp Heliport (Bardstown)	NELSON / Common / Bardstown / NA					
8KY7	Ft. Logan Hosp Heliport (Stanford)	LINCOLN / Common / Stanford / NA					
	Frankfort Regional Hospital Heliport	FRANKLIN / Common / Frankfort / NA					
38KY	Grant Co Hosp Heliport (Williamstown)	GRANT / Williamstown Indp / Williamstown / NA					
97KY	Greener Horizons Heliport	JEFFERSON / Common / NA / Middletown FD					
TOTALS							

NOTE: The totals for each column must balance to the total Kentucky values indicated on Schedule F.

REPORT OF KENTUCKY FLIGHT STATISTICS BY HELIPORT
As of December 31, 2014



Name of Taxpayer _____

KY AIRPORT CODE	KENTUCKY AIRPORT NAME	KENTUCKY COUNTY / School / City / Fire LOCATION	KENTUCKY ARRIVALS	KENTUCKY DEPARTURES	KENTUCKY GROUND TIME	KENTUCKY ENPLANED Patients / Transports Passengers	KENTUCKY DEPLANED Patients / Transports Passengers
8KY1	Greenview Reg Heliport (Bowling Green)	WARREN / Bowling Green Indp / Bowling Green / NA					
1KY6	Haggin Heliport	MERCER / Common / Harrodsburg / NA					
1KY1	Hardin Memorial Hospital Heliport	HARDIN / Elizabethtown Indp / Elizabethtown / NA					
63KY	Harrison Memorial Hospital Heliport	HARRISON / Common / Cynthiana / NA					
55KY	Hutson Heliport (Murray)	CALLOWAY / Murray Indp / Murray / NA					
	Ireland Army Comm Hospital Heliport	HARDIN / NA / Fort Knox / NA					
	Jackson Purchase Medical Center Heliport	GRAVES / Common / Mayfield / NA					
2KY0	Jane Todd Crawford Hospital Heliport	GREEN / Common / Greensburg / NA					
4KY6	Jennie Stuart Medical Center Heliport	CHRISTIAN / Common / Hopkinsville / NA					
41KY	Jewish Hospital Heliport	JEFFERSON / Common / Urban Services / NA					
4KY9	King's Daughters Med Ctr Heliport	BOYD / Ashland Indp / Ashland / Ashland Floodwall					
7KY5	Knox Co Hospital Heliport	KNOX / Common / Barbourville / NA					
	Kosair Childrens Hospital Heliport	JEFFERSON / Common / Urban Services / NA					
	Lake Cumberland Reg Hosp Heliport	PULASKI / Somerset Indp / Somerset / NA					
2KY2	Livingston Hospital Heliport	LIVINGSTON / Common / Salem / NA					
	Logan Memorial Hospital Heliport	LOGAN / Common / Russellville / NA					
01KY	Lourdes Hospital Heliport	MCCRACKEN / Paducah Indp / Paducah / PJC City					
69KY	Lyndon Fire Protection Heliport	JEFFERSON / Common / Lyndon / Lyndon FD					
4KY2	Manchester Memorial Hospital Heliport	CLAY / Common / Manchester / NA					
	Marcum & Wallace Memorial Hospital	ESTILL / Common / NA / NA					
18KY	Marshall Co Hospital Heliport	MARSHALL / Common / Benton / Garbage					
	Mary Breckenridge Hospital Heliport	LESLIE / Common / Hyden / NA					
8KY9	Meadowview Regional Hospital Heliport	MASON / Common / Maysville / NA					
	Medical Center Heliport at Scottsville	ALLEN / Common / Scottsville / NA					
9KY8	Medical Center Heliport at Franklin	SIMPSON / Common / Franklin / NA					
2KY6	Medical Ctr at Bowling Green Heliport	WARREN / BG Indp / Bowling Green / NA					
0KY2	Mgt Station 2105 Heliport	OHIO / Common / NA / NA					
1KY3	Monroe Co Medical Center Heliport	MONROE / Common / NA / NA					
49KY	Morning Star Heliport (Lexington)	FAYETTE / Common / Lexington / NA					
TOTALS							

NOTE: The totals for each column must balance to the total Kentucky values indicated on Schedule F.

REPORT OF KENTUCKY FLIGHT STATISTICS BY HELIPORT
As of December 31, 2014



Name of Taxpayer _____

KY AIRPORT CODE	KENTUCKY AIRPORT NAME	KENTUCKY COUNTY / School / City / Fire LOCATION	KENTUCKY ARRIVALS	KENTUCKY DEPARTURES	KENTUCKY GROUND TIME	KENTUCKY ENPLANED Patients / Transports Passengers	KENTUCKY DEPLANED Patients / Transports Passengers
	Muhlenberg Comm Hosp Heliport (Greenville)	Muhlenberg / Common / Greenville / NA					
7KY0	Murray-Calloway Co Hospital Heliport	CALLOWAY / Murray Indp / Murray / NA					
1KY8	Norton Audubon Hospital Heliport	JEFFERSON / Common / Urban Services / NA					
	Norton Brownsboro Hospital Heliport	JEFFERSON / Common / NA / Lake Dreamland FD					
	Norton Downtown Hospital Heliport	JEFFERSON / Common / Urban Services / NA					
6KY1	Norton Spring View Hosp Heliport (Lebanon)	MARION / Common / Lebanon / NA					
78KY	Owen Co Memorial Hospital Heliport	OWEN / Common / Owenton / NA					
	Owensboro Mercy Health System Heliport	DAVIESS / Owensboro Indp / Owensboro / NA					
8KY8	Parkway Reg Hosp Heliport (Fulton)	FULTON / Fulton Indp / Fulton / NA					
62KY	Pikeville Methodist Hospital Heliport	PIKE / Pikeville Indp / Pikeville / NA					
	Pineville Comm Hospital Heliport	BELL / Pineville Indp / Pineville / NA					
60KY	Reg Med Ctr Hosp Heliport (Madisonville)	HOPKINS / Common / Madisonville / NA					
	Russell County Hospital Heliport	RUSSELL / Common / Russell Springs / NA					
	Samaritan Hospital Heliport (UK)	FAYETTE / Common / Lexington / NA / Full Service					
39KY	Somerset-Pulaski Co EMS Heliport	PULASKI / Common / Somerset / NA					
10KY	Southwest Govt Center Heliport	JEFFERSON / Common / NA / Highview FD					
11KY	Southwest Hospital Heliport	JEFFERSON / Common / NA / PRP FD					
32KY	St Elizabeth Med Ctr So Heliport (Edgewood)	KENTON / Common / Edgewood / NA					
	St Joseph Hospital Heliport (London)	LAUREL / Common / London / NA					
88KY	St Joseph Hospital Heliport (Lexington)	FAYETTE / Common / Lexington / NA / Full Service					
	St Joseph Hosp East Heliport (Lexington)	FAYETTE / Common / Lexington / NA / Full Service					
46KY	St Luke Hospital Heliport	CAMPBELL / Ft. Thomas Indp / Ft. Thomas / NA					
1KY5	Switch Pad Heliport	JEFFERSON / Common / NA / Okolona FD					
	T J Samson Comm Hosp Heliport	BARREN / Glasgow Indp / Glasgow / NA					
2KY7	Taylor Co Hospital Heliport	TAYLOR / Common / Campbellsville / NA					
2KY9	Tri-County Baptist Hospital Heliport	OLDHAM / Common / LaGrange / NA					
	Trigg Co Hospital Heliport	TRIGG / Common / Cadiz / NA					
56KY	Twin Lakes Regional Med Ctr Heliport	GRAYSON / Common / Leitchfield / NA					
	Union Co Methodist Hospital Heliport	UNION / Common / NA / NA					
TOTALS							

NOTE: The totals for each column must balance to the total Kentucky values indicated on Schedule F.

INSTRUCTIONS FOR SCHEDULE E



This form must contain a yearly summary of flight and business activity at each Kentucky airport or heliport.

- (1) Under the column “Arrivals,” indicate the total number of annual landings for each Kentucky airport or heliport.
- (2) Under the column “Departures,” indicate the total number of annual takeoffs from each Kentucky airport or heliport.
- (3) Under the column “Ground Time,” indicate the total number of annual hours (block to unblock) on the ground at each Kentucky airport or heliport.
- (4) Under the column “Enplane Passengers,” indicate the total number of passengers loaded at each Kentucky airport or heliport.
- (5) Under the column “Deplane Passengers,” indicate the total number of passengers unloaded at each Kentucky airport or heliport.
- (6) Under the column “Enplane Freight and Cargo,” indicate the total pounds of freight and cargo loaded at each Kentucky airport.
- (7) Under the column “Deplane Freight and Cargo,” indicate the total pounds of freight and cargo unloaded at each Kentucky airport.
- (8) Under the column “Enplane Mail,” indicate the total pounds of mail loaded at each Kentucky airport.
- (9) Under the column “Deplane Mail,” indicate the total pounds of mail unloaded at each Kentucky airport.

If the space provided on this form is not sufficient, attach a separate schedule. Computer-generated schedules are also acceptable.

NOTE: Ground Time + Flight Time = Total Time

For one (1) plane operated twelve (12) months the Total Time must be 8,760 hours.

**REPORT OF SYSTEM AND
 KENTUCKY ALLOCATION FACTORS
 As of December 31, 2014**



Name of Taxpayer _____

Taxpayers are required to report the following allocation factors.

ALLOCATION FACTORS	TOTAL KENTUCKY AMOUNT	TOTAL SYSTEM AMOUNT	KENTUCKY PERCENT
(1) ARRIVALS			
(2) DEPARTURES			
(3) GROUND TIME (Hours Block to Unblock plus taxi time)			
(4) TOTAL FLIGHT TIME (Hours Airborne)			
(5) TOTAL FLIGHT MILES			
(6) ENPLANE PASSENGERS #			
(7) DEPLANE PASSENGERS #			
(8) ENPLANE FREIGHT & EXPRESS (lbs.)			
(9) DEPLANE FREIGHT & EXPRESS (lbs.)			
(10) ENPLANE MAIL (lbs.)			
(11) DEPLANE MAIL (lbs.)			
(12) GROSS REVENUE			

NOTES REGARDING THE FACTORS

The arrivals and departures factor shall include all performed scheduled and nonscheduled arrivals and departures associated with interchange flights, connecting flights, overhaul, maintenance, flight testing and training. No adjustments shall be allowed to this factor.

The operating flight miles shall include all performed scheduled and nonscheduled service miles from civilian, government and military passenger, freight, express and mail service. A written explanation regarding the computation of the Kentucky miles shall be required. The Kentucky flight miles shall include all fly-over miles for nonoriginating and nonterminating flights. A written explanation shall be required from the company regarding the method and computation of this factor.

The time factors shall include all revenue and nonrevenue hours in flight and on the ground including hours associated with interchange flights, overhaul, maintenance, flight testing and training. No "time caps" shall be applied to ground time. The maximum number of hours associated with any given aircraft shall not exceed 8,760 hours of total time. Foreign time shall be included in the total system time factor. The Kentucky total flight time shall include all fly-over time for nonoriginating and nonterminating flights. A written explanation shall be required from the company regarding the method of computation of this factor.

The enplaned and deplaned business factors shall include all passengers, freight, express and mail (measured in pounds) loaded and unloaded from scheduled and nonscheduled flights for twelve months ending December 31. All pounds shall be reported including civilian, government and military freight, express and mail. The Kentucky enplane and deplaned pounds shall include certain interchange and transshipped tons as specified by the Department of Revenue. A written explanation shall be required from the company regarding any exclusions claimed and the method used to derive the factors.

**REPORT OF OPERATING LEASED
REAL PROPERTY LOCATED IN KENTUCKY
BY TAXING DISTRICT
As of December 31, 2014**



Name of Taxpayer _____

If you lease any real property on an operating lease basis and that property is located within the Commonwealth of Kentucky, this form must be completed for each separate lease. Remember, operating leased property is not recorded on the Balance Sheet. Capital leased real property is recorded on the Balance Sheet. Do not report capital leased real property on this form.

Kentucky County:

Street:

City:

Kentucky Airport (If Applicable):

- Examples of Real Property:*
- | | | |
|---------------|---------------------------|--------------------------|
| Land | IRB Finance Real Property | Ramp Space |
| Buildings | Real Improvements | Gates & Slots |
| Hangars | Heliports | Storage Buildings |
| CWIP-Real | Warehouses | Office Buildings & Space |
| Baggage Claim | Terminal Space | Kiosk Space |

Description & Type of Leased Real Property:

Name of Owner/Lessor:

Monthly Lease Payment: \$

Annual Lease Payment: \$

Beginning Date of Lease:

Ending Date of Lease:

Do you Sublease the Property to Others? YES NO

Name of Sub-Lessee:

Has the Local Kentucky Assessor Taxed this Property in the Name of the Actual Owner? YES NO UNKNOWN

Is this Property Located in a Foreign Trade Zone? YES NO UNKNOWN

Reported Market Value \$

**REPORT OF OPERATING LEASED
PERSONAL PROPERTY LOCATED IN KENTUCKY
BY TAXING DISTRICT
As of December 31, 2014**



Name of Taxpayer _____

If you lease any personal property on an operating lease basis and that property is located within the Commonwealth of Kentucky, this form must be completed for each separate lease. Remember, operating leased property is not recorded on the Balance Sheet. Capital leased real property is recorded on the Balance Sheet. Do not report capital leased personal property on this form.

Kentucky County:

Street:

City:

Kentucky Airport (If Applicable):

Examples of Leased Personal Property:

Ground Equipment
Materials & Supplies
Furniture & Fixtures
Fuel Inventory
Tools & Machinery

Computer & Software
Flight Simulators
Spare Engines
Business Inventory of Resale
Licensed Motor Vehicles

Rotable Parts & Assemblies
Mail Boxes/Bins/Drop Boxes
Unlicensed Motorized Vehicles

DO NOT REPORT AIRCRAFT ON THIS FORM!

Description & Type of Leased Personal Property:

Name of Owner/Lessor:

Monthly Lease Payment:

\$

Annual Lease Payment:

\$

Beginning Date of Lease:

Ending Date of Lease:

Do you Sublease the Property to Others?

YES NO

Name of Sub-Lessee:

Has the Local Kentucky Assessor Taxed this Property in the Name of the Actual Owner?

YES NO UNKNOWN

Is this Property Located in a Foreign Trade Zone?

YES NO UNKNOWN

Reported Market Value

\$

**SUMMARY REPORT OF SYSTEM AND
 KENTUCKY OPERATING LEASE PAYMENTS
 As of December 31, 2014**



Name of Taxpayer _____

Complete the following chart. Indicate the System and Kentucky annual operating lease payments (rents) paid during the calendar year of 2014 for the categories of property indicated below. The aircraft subcategory shall include all operating and nonoperating fleet aircraft rentals.

DO NOT REPORT CAPITAL LEASE RENT PAYMENTS ON THIS FORM.

REAL PROPERTY

	SYSTEM LEASE RENTAL PAYMENTS	KENTUCKY LEASE RENTAL PAYMENTS
Land	\$	\$
General Buildings	\$	\$
Office Buildings	\$	\$
Storage Buildings	\$	\$
Warehouses	\$	\$
Hangars	\$	\$
Heliports	\$	\$
Office Space	\$	\$
Terminal Space	\$	\$
Baggage Claim	\$	\$
Check Space	\$	\$
Gates & Ramps	\$	\$
Kiosk Space	\$	\$
Other Real Property	\$	\$
SUBTOTAL	\$	\$

PERSONAL PROPERTY

	SYSTEM LEASE RENTAL PAYMENTS	KENTUCKY LEASE RENTAL PAYMENTS
AIRCRAFT	\$	\$
HELICOPTERS	\$	\$
Machinery & Equipment	\$	\$
Ground Equipment	\$	\$
Motor Vehicles, Trucks & Trailers	\$	\$
Computers & Software	\$	\$
Business Machines & Equipment	\$	\$
Flight Simulators	\$	\$
Spare Engines	\$	\$
Spare Assemblies	\$	\$
Other Personal Property	\$	\$
SUBTOTAL	\$	\$
GRAND TOTAL OPERATING LEASE RENTAL PAYMENTS	\$	\$

SUMMARY REPORT OF TOTAL SYSTEM AND KENTUCKY OPERATIONS

As of December 31, 2014



Name of Taxpayer _____

INSTRUCTIONS: Complete the following summary report of your System and Kentucky plant investment for your business operation. Provide the original cost, depreciation and depreciated cost values.

REAL PROPERTY (Owned and Leased)	(A) Total System Acquisition/Original Cost	(B) Total System Depreciation	(C) Total System Depreciated Cost	(D) Total Kentucky Acquisition/Original Cost	(E) Total Kentucky Depreciation	(F) Total Kentucky Depreciated Cost
(1) Land						
(2) Buildings-General & Office						
(3) Hangars						
(4) Storage Buildings & Warehouses & Improvements						
(5) Maintenance Buildings & Improvements						
(6) Heliports						
(7) Slots & Gates						
(8) Ramp Space						
(9) Leasehold Improvements-Real						
(10) CWIP-Real						
(11) Operating Leased Real Property						
(12) Capital Leased Real Property						
(13) Industrial Rev Bonds Financed Real Property						
(14) NonUtility Property-Real						
(15) Other						
Total Real Property						
PERSONAL PROPERTY FLIGHT EQUIPMENT (Owned and Leased)	(A) Total System Acquisition/Original Cost	(B) Total System Depreciation	(C) Total System Depreciated Cost	(D) Total Kentucky Acquisition/Original Cost	(E) Total Kentucky Depreciation	(F) Total Kentucky Depreciated Cost
(16) Aircraft-Owned						
(17) Aircraft-Capital Leased						
(18) Aircraft-Operating Leased						
(19) Aircraft-Managed						
(20) Aircraft-Held for Resale						
(21) Aircraft-In Storage Nonoperating						
(22) Aircraft Modifications & Improvements-Owned						
(23) Aircraft Modifications & Improvements-Capital Leased						
(24) Aircraft Modifications & Improvements-Operating Leased						
(25) Aircraft Modifications & Improvements-Managed						
(26) Aircraft Expendable Parts						
(27) Aircraft Engine-Spares						
(28) Aircraft Props-Spares						
(29) Aircraft Communication & Navigation Equipment						
(30) Aircraft Engine Parts-Assemblies						
(31) Aircraft Airframe Parts-Assemblies						
(32) Other Parts & Assemblies						
(33) Flight Equipment Rotable Parts						
(34) Miscellaneous Flight Equipment						
(35) Operating Leased Flight Equipment Not Specified Above						
(36) Capital Leased Flight Equipment Not Specified Above						

INDUSTRIAL REVENUE BOND PROPERTY



Real and tangible personal property purchased with an industrial revenue bond (IRB) is subject to taxation at a state rate only, **except that the rate shall not apply to the proportion of value of the leasehold interest created through any private financing.** This includes all privately held leasehold interests in real or tangible personal property owned and financed by a tax-exempt governmental unit or a tax-exempt statutory authority. Property used to replace retired property and not purchased directly with IRB money should not be included in the property listed.

Enter the following data to provide the information necessary to value the IRB property. If you have property purchased with multiple IRBs, use a separate form for each separate IRB.

Name of Tax-Exempt Entity Issuing Bond _____

Recipient of the Property Upon Full Amortization of the Bond _____

Face Amount of the Bond \$ _____

Amount of the Bond Spent \$ _____

Date of Bond Issuance _____

Life of the Bond (in years) _____

	Cost	Net Book Value
Cost/Net Book Value of IRB Real Property Assessment.....	\$	\$
Cost/Net Book Value of IRB Tangible Property Assessment	\$	\$
Cost/Net Book Value of IRB Manufacturing Machinery.....	\$	\$
Cost/Net Book Value of IRB Pollution Control Equipment	\$	\$
Cost and Net Book Value of Other (specify) _____	\$	\$
TOTAL	\$	\$

The valuation of industrial revenue bond (IRB) property contemplates ownership upon full amortization of the bond issue. As such, if the property converts to the private entity upon full amortization, the property is assessed higher as the bonds ages and as the private enterprise assumes a greater leasehold interest. Conversely, if the tax-exempt statutory authority ultimately receives the property, the assessed valuation for taxation purposes begins at 100 percent and is fully amortized over the life of the bond.

Note: All real and tangible personal property purchased with an IRB must be listed on Schedules J, K and K2. Be sure to identify and segregate this IRB property from all other non-IRB property by taxing jurisdiction.

Contact the Public Service Branch at (502) 564-8175 with questions or for additional information and instructions.

PUBLIC SERVICE COMPANY SALES



Kentucky Revised Statutes 136.130 and 136.140 require public service companies to report information to the Department of Revenue when they buy or sell any assets used in a public service company. Complete this form for the sale, purchase or merger referred to in the cover letter and return to **Public Service Branch, Office of Property Valuation, Kentucky Department of Revenue, Fourth Floor, Station 32, 501 High Street, Frankfort, KY 40601-2103**. Refer questions to (502) 564-8175.

Name and Address of Buyer _____

Name and Address of Seller _____

Date of Sale _____

Sale Price (Attach independent valuations and a copy of the final sales agreement.)

Cash.....	_____
Debt Assumed	_____
Stock Transaction:	
Share Price.....	_____
Number of Shares.....	_____
Other (list) _____	_____
_____	_____
Total Sale Price.....	_____

What portion of the sale is attributable to Kentucky? _____

If not 100 percent, how is the Kentucky portion allocated? _____

Assets Purchased

	In Kentucky	Out-of-State
Real Estate	_____	_____
Nonoperating Property	_____	_____
Other Tangible Personal Property	_____	_____
Accounts Receivable	_____	_____
Goodwill	_____	_____
Other _____	_____	_____

Was the sale or merger accounted for as a purchase or a pooling of interests?


Attach a sheet listing the amount and types of property involved in any assumed operating leases.

Attach a sheet describing any new operating agreements with the seller.

I declare under the penalties of perjury that the information given on this form (and any accompanying statements) has been examined by me and to the best of my knowledge and belief is true, correct and complete.


Print Name of Representative

Title of Representative




Signature of Representative

Date Signed

 ()

Telephone Number

 **Mail to:** Public Service Branch
Office of Property Valuation
Kentucky Department of Revenue
Fourth Floor, Station 32
501 High Street
Frankfort, KY 40601-2103