


Property Tax Forms and Instructions for Public Service Companies 2015



COMMONWEALTH OF KENTUCKY

OFFICE OF PROPERTY VALUATION

DEPARTMENT OF REVENUE



TAXPAYER ASSISTANCE AND MAILING ADDRESS

Kentucky Department of Revenue
Office of Property Valuation
Public Service Branch, Station 32, Fourth Floor
501 High Street
Frankfort, KY 40601-2103
(502) 564-8175
(502) 564-8192 (fax)
www.revenue.ky.gov (Internet)
krcwebresponsepublicservice@ky.gov. (e-mail)

The following property tax returns and schedules are included in this packet and are available from *www.revenue.ky.gov* or upon request.

| | |
|------------------------|---|
| Revenue Form 61A200 | Public Service Company Property Tax Return |
| Schedule A | Report of Total Unit System and Kentucky Operations |
| Schedule B | Report of Kentucky Vehicles, Carlines and Watercraft |
| Schedule C | Report of Operations—Balance Sheet |
| Schedule D | Report of Operations—Income Statement |
| Schedule E | Filing Extension Application |
| Schedule G | Report of Capital Stocks |
| Schedule H | Report of Funded Debt |
| Schedule I | Business Summary by Taxing District |
| Schedule J | Property Summary by Taxing District |
| Schedule K | Operating Property Listing by Taxing District |
| Schedule K2 | Nonoperating Property Listing by Taxing District |
| Schedule L | Report of Allocation Factors |
| Schedule M | Report of Property and Business Factors for Interstate Railroad and Sleeping Car Companies |
| Schedule N1–N3 | Report of Leased Real and Personal Property |
| Schedule O | Railroad Private Car Mileage Report |
| Schedule Q | Supplemental Report of Operations for Contained and Residential Landfills |
| Schedule R | Report of Property Subject to the Pollution Control Tax Exemption |
| Schedule U | Industrial Revenue Bond Property |
| Revenue Form 61A209 | Public Service Company Sales |
| Revenue Form 41A720-CI | Application for Coal Incentive Tax Credit <i>(available on Web site or upon request)</i> |

**The Kentucky Department of Revenue
Mission Statement**

As part of the Finance and Administration Cabinet, the mission of the Kentucky Department of Revenue is to administer tax laws, collect revenue, and provide services in a fair, courteous, and efficient manner for the benefit of the Commonwealth and its citizens.

The Kentucky Department of Revenue does not discriminate on the basis of race, color, national origin, sex, age, religion, disability, sexual orientation, gender identity, veteran status, genetic information or ancestry in employment or the provision of services.

CLASSIFICATION OF PUBLIC SERVICE PROPERTY

The Department of Revenue prescribes the following classification of property to be used by the public service companies.

| Type of Property | Classification |
|--|-------------------------|
| Unmined Coal | Real Estate |
| Leasehold | Real Estate |
| Oil & Gas Wells | Real Estate |
| Pipelines (Transmission Oil, Gas & Water) | Real Estate |
| Conduits | Real Estate |
| Stored Gas, Oil & Coal (Noncurrent) | Real Estate |
| Stored Gas (Current) | Tangible Personal |
| Gas Compressors | Tangible Personal |
| Oil Lifting Units | Tangible Personal |
| Oil Storage Tanks | Tangible Personal |
| Television Cable | Tangible Personal |
| Gathering Lines | Tangible Personal |
| Electric Transmission Lines | Tangible Personal |
| Electric Distribution Lines | Tangible Personal |
| Meters & Regulators | Tangible Personal |
| Underground Cables | Tangible Personal |
| Telephone Lines | Tangible Personal |
| Wire in Underground Conduits | Tangible Personal |
| Towers, Structures & Supports | Tangible Personal |
| Electric Substations/Transformers | Manufacturing Machinery |
| Machinery & Equipment Used in the Manufacture of Gas | Manufacturing Machinery |
| Solar Energy Panels | Manufacturing Machinery |
| Wind Energy Turbines | Manufacturing Machinery |
| Inverters, Converters, Transformers for Solar & Wind Energy Systems | Manufacturing Machinery |
| Water Treatment Equipment | Manufacturing Machinery |
| Property Certified Under KRS 224.01-300 by Sales & Use Tax | Pollution Control |

For other types of property please see KRS 132.020 and KRS 132.200.

COMMONWEALTH OF KENTUCKY
FINANCE AND ADMINISTRATION CABINET
DEPARTMENT OF REVENUE
FRANKFORT
40601-2103



TO: All Public Service Companies

DATE: December 1, 2014

SUBJECT: 2015 Public Service Company Property Tax Returns

Effective for tax year 2015, the Public Service Branch will no longer automatically send out the Public Service Company Property Tax Return, Form 61A200, and accompanying schedules, or the Filing Extension Application, Form 61A200(E). Instead, the Kentucky Department of Revenue has made the returns and schedules available on the Department of Revenue's Web site. Taxpayers who take advantage of these services can save the Commonwealth of Kentucky significant budget resources, resources that can then be spent on other taxpayer needs.

To download the return in Adobe Acrobat Reader, access the Department of Revenue's Web site at www.revenue.ky.gov. All public service companies should download the general PSC packet (Form 61A200 packet) **or** the required forms for your industry as indicated below:

| Type of Company | Property Tax Return and Schedule Required |
|--|---|
| Electric Utilities, Electric Power Companies, RECC & Marketing/Resellers, Solar, Wind & Hydro Energy Companies | 61A200 & Schedules A, B, C, D, D1, G, H, I, J, K, K2, L, N1-N3, R, U, CI |
| Landfill Companies | 61A200 & Schedules A, B, C, D, D1, G, H, J, K, K2, L, N1-N3, Q, R, U |
| Railroad Companies | 61A200 & Schedules A, B, C, D, D1, G, H, I, J, K, K2, M, N1-N3, O, O2, R, U |
| Sewer & Water Companies | 61A200 & Schedules A, B, C, D, D1, G, H, I, J, K, K2, L, N1-N3, R, U |
| Gas Utilities, Transmissions & Marketing/Resellers | |
| Gas Companies, Gas Pipeline | 61A200 & Schedules A, B, C, D, D1, G, H, I, J, K, K2, L, N1-N3, R, U |
| Oil Transmission Companies | 61A200 & Schedules A, B, C, D, D1, G, H, I, J, K, K2, L, N1-N3, R, U |
| Toll Bridges | 61A200 & Schedules A, B, C, D, D1, G, H, I, J, K, K2, L, N1-N3, R, U |
| Communication Service & Multichannel Video Providers | 61A500 & Schedules |
| Commercial Watercraft | 61A207 & Schedules |
| Commercial Passenger & Freight Airlines | 61A206 & Schedules |

Public service property tax returns are due April 30 of each tax year. Extensions may be granted for 30 days if the extension is requested in writing before April 30 **and includes a report detailing any increases or decreases in property of \$50,000 or more in any taxing jurisdiction** (KRS 136.130). Incomplete extension requests will be denied and a penalty may apply. No extension will be granted beyond May 30. Schedule E, Filing Extension Application, Form 61A200(E), is available separately online.

Detailed information regarding filing, penalties, the assessment process, etc., are included in the instructions. Returns and extension applications should be mailed to: **Kentucky Department of Revenue, Division of State Valuation, Public Service Branch, 501 High Street, Fourth Floor, Station 32, Frankfort, KY 40601-2103**, telephone (502) 564-8175, fax (502) 564-8192.

A copy of the return will be mailed if requested at the above address or via e-mail at KRCWEBResponsePublicService@ky.gov. Copies may also be requested by phone at (502) 564-8175. Returns are now available on the Department of Revenue's Web site. Copies of the returns requested by mail will be available no earlier than January 2, 2015.

**INSTRUCTIONS FOR FILING
PUBLIC SERVICE COMPANY
PROPERTY TAX RETURN**

INTRODUCTION

This packet has been designed for a select group of public service companies who are required by KRS 136.120 through KRS 136.180 to file Kentucky property tax returns. It contains the necessary returns, schedules and instructions for this purpose.

WHO MUST FILE (KRS 136.120)

In accordance with state law, every railway company, sleeping car company, chair car company, dining car company, gas company, water company, bridge company, street railway company, interurban electric railroad company, express company, electric light company, electric power company, commercial air carrier, air freight carrier, pipeline company, privately owned regulated sewer company, municipal solid waste disposal facility, railroad car line company and every other like company, business or association performing any public service shall file property tax returns, schedules, regulatory reports and other such facts as the Department of Revenue, Office of Property Valuation may require.

The Department of Revenue, Office of Property Valuation shall have the sole responsibility to value and assess all of the property of every corporation, company, association, partnership, or person performing any public service, including those mentioned above and all others to whom this section may apply.

WHAT TO FILE (KRS 136.130–KRS 136.140)

All specified public service companies, with the exception of Commercial Passenger and Freight Airlines, Commercial Watercraft and Telecommunication Service Providers are required to file Revenue Form 61A200, Public Service Company Property Tax Return, and all accompanying schedules (A through U). In addition to these returns, any public service company that is regulated in any capacity by a federal or Kentucky authority **must** submit a copy of the annual report filed with that authority. **Also, all companies must submit a copy of their annual report to stockholders and/or parent company annual report.** Companies who have bought or sold any operating property must include detailed information regarding the transaction.

All returns, reports and schedules shall cover a period of 12 months ending December 31. Taxpayers may substitute individual schedules on taxpayer form as long as all information requested is supplied.

| Type of Company | Supplementary Reports Required |
|--|---|
| Electric utility Gas utility & pipeline Gas transmission Gas & electric utility Electric & gas marketing/ resellers | KY Public Service Commission annual report and FERC annual report and stockholders report |
| Landfills | Annual report to stockholders and audited financial statements |
| Oil transmission | FERC annual report and stockholders report |
| Railroads | ICC annual report and stockholders report |
| Rural electric co-ops | REA annual report and stockholders report |
| Solar, Wind & Hydro Electric | Audited Financial Statements |

Type of Company**Supplementary Reports Required,
*continued***

Privately owned sewer

KY Public Service Commission annual report

Water

KY Public Service Commission annual report and stockholders annual report

WHEN TO FILE

All public service companies as specified in KRS 136.120(1) shall make, file and deliver to the Office of Property Valuation on or before April 30 of each year the required tax returns, schedules, regulatory reports and other such facts covering the preceding calendar year.

WHERE TO FILE

All tax returns, schedules and regulatory reports must be mailed to the following address:

Kentucky Department of Revenue
Office of Property Valuation
Public Service Branch, Station 32, Fourth Floor
501 High Street
Frankfort, KY 40601-2103

FILING EXTENSIONS (KRS 136.130)

A taxpayer may be granted a 30-day extension for filing the public service company property tax return if it requests the extension before the due date of the return and includes with the extension request a report of any increases or decreases in property of \$50,000 or more in any taxing jurisdiction.

Upon written application, the Office of Property Valuation **may** grant an extension when in its judgment an extension is deemed necessary and proper.

No extension will be granted beyond May 30. See Schedule E.

LATE FILING PENALTY (KRS 132.290)

Any public service company that fails to timely complete, file and deliver the required tax return, schedules and regulatory reports on or before the due date, shall pay a minimum penalty of 10 percent of the total taxes due.

**PENALTY FOR NONCOMPLIANCE
(KRS 136.150, KRS 136.990, KRS 132.290)**

If any public service company fails to report as required by KRS 136.130 and KRS 136.140 on or before April 30 of each year, the Office of Property Valuation shall ascertain the required facts and determine the assessment values in such a manner and by such means as it deems proper, at the cost of the company failing to comply with state law.

The penalty for failure to file is 20 percent of the total taxes due.

Furthermore, any public service company, or officer thereof, that willfully fails or refuses to make, file and deliver reports as required by KRS 136.130 and KRS 136.140 shall be fined \$1,000, and \$50 for each day the reports are not made after April 30 of each tax year. In addition, civil action may be brought to compel the company or officer thereof to make the required reports.

DETERMINATION OF THE ASSESSMENT (KRS 136.160)

Each year the Office of Property Valuation shall determine the fair cash value of the operating property (real estate, tangible and franchise) of a public service company as a unit. This unit value shall then be apportioned to Kentucky based on the average of the property factor and the business factor.

The property factor shall fairly reflect the amount of operating property owned and/or leased in Kentucky compared to the total amount of operating property owned and/or leased everywhere. The business factor shall fairly reflect the utilization of the operating property owned and/or leased in Kentucky compared to the utilization of operating property owned and/or leased everywhere. These factors may be a single factor or an average of several factors.

The nonoperating tangible and nonoperating intangible property of public service companies shall be valued separately using the same fair cash value standard as utilized by the county assessor. The value is **not** apportioned.

Public service companies that own mineral resources that are reported on Revenue Forms 62A384-O, Oil Property Tax Return; and 62A384-G, Natural Gas Property Tax Return, must include copies of these reports with the public service company tax return. The assessment for mineral property is considered nonoperating real estate and will be in addition to the assessment for a company's operating property. The mineral property must be itemized on Schedule K in order to situs such property.

ALLOCATION OF THE ASSESSMENT (KRS 136.170)

Once the operating property is valued as a unit, the department shall allocate the assessed value in this state among the county, school, city and/or other special taxing jurisdictions.

Nonoperating tangible property shall be allocated to the county, school, city and/or other special taxing jurisdictions where the property is located.

Nonoperating intangible property is taxable for state purposes only at the same rate as the intangible property of other taxpayers not performing public services.

NOTIFICATION OF ASSESSMENT (KRS 136.180)

Each year the Office of Property Valuation shall determine the assessed value of the operating property and other property of a public service company and notify the company by mail of the assessment amount and the state tax liability.

Once the valuation has been finalized, the Office of Property Valuation shall immediately certify the assessment to the county clerk of each county in which any of the operating property or nonoperating tangible property is liable to local taxation. The county clerk shall then certify the assessment to the proper collecting officer of the county, school, city and/or special taxing jurisdiction for collection.

Effective January 1, 2006, the Department of Revenue shall bill, collect and distribute all state and local property taxes for all commercial water transportation companies. Any fees owed to the Department of Revenue by any local taxing district shall be deducted before any distribution is made to any local taxing district under the provisions of this subsection.

WHERE TO SEND YOUR PROTEST

All protests must be mailed to the following address:

**Finance and Administration Cabinet
Department of Revenue
Office of Property Valuation
Public Service Branch, Station 32, 4th Floor
501 High Street
Frankfort KY 40601-2103**

PROTESTING YOUR ASSESSMENT (KRS 131.110, KRS 136.180(2), KRS 134.590 and 103 KAR 1:010)

The Department of Revenue is required to mail to the taxpayer a notice of any property assessed. The assessment shall be final if not protested in writing to the Department of Revenue, within 45 days from the date of the notice of assessment or the assessment will become final and the state taxes will be due. Such protest shall be accompanied by a supporting written statement setting forth the grounds upon which the protest is made. The supporting statement must set forth whether the protest is based on a factual disagreement and/or disagreement in the interpretation of the applicable statutes. If there are disputed factual issues, the taxpayer must provide financial statements, records, assessments or other documents which will allow the Department of Revenue some basis for reconsideration. Further, the statement must clearly identify the specific portion(s) of the assessment to which the protest relates.

Effective July 15, 1998, no appeal shall delay the collection or payment of taxes based upon the assessment in controversy. The taxpayer shall pay all state, county and other local jurisdictional taxes due on the valuation which the taxpayer claims as the true value as stated in the protest filed under KRS 131.110. Once the appeal is finalized and the valuation finally determined, the taxpayer shall be billed for any additional tax and interest (at the rate as defined in KRS 131.010(6)) from the date the tax would have become due if no appeal had been taken. The provisions of KRS 134.015 shall apply to the tax bill.

Any nonprotested portion (your claimed value) of the assessment becomes final at the end of the 45-day protest period. If you protest your assessment, payment of your state and local tax on the claimed value is due with your protest letter. Your protest letter must clearly and logically identify how your claimed valuation was determined and must specify the value which you claim to be the true value of property. The Kentucky claimed value must be (1) classified into the various state property tax classifications, (2) the state tax must be calculated on the classified claimed value and (3) the claimed value must be properly allocated to the affected local taxing jurisdictions.

After a timely protest has been filed, the taxpayer **may** request a conference with the Office of Processing & Enforcement, Protest Resolution Branch.

The Protest Resolution Branch is responsible for resolving tax controversies (protests) on a fair and equitable basis.

Finance and Administration Cabinet
Department of Revenue
Office of Processing and Enforcement
Division of Collections
Protest Resolution Branch, Station 7, 10th Floor
P O Box 3
Frankfort KY 40602-0003

The taxpayer may appear in person or by representative. All taxpayers represented by attorney or tax agent must file a power of attorney with the Protest Resolution Branch. Further conferences may be held by mutual agreement. Consideration is given to additional information presented by the taxpayer at the conference.

If the taxpayer's protest of an assessment or refund denial cannot be resolved through correspondence and/or conferences, the Protest Resolution Branch shall issue a written final ruling on any matter still in controversy to be mailed to the taxpayer. The ruling shall state that it is a final ruling of the department, the issues of controversy, the taxpayer's position, the department's position and the procedure for prosecuting an appeal to the Kentucky Board of Tax Appeals (KBTA).

The taxpayer may request a final ruling from the Protest Resolution Branch at any time after filing a timely protest. When it is requested, the department shall issue such ruling within 30 days from the date the request is received.

After the final ruling has been issued, the taxpayer may appeal to the KBTA.

**KENTUCKY BOARD OF TAX APPEALS
(KRS 131.340—KRS 131.370, KRS 136.050,
103 KAR 1:010, 802 KAR 1:010)**

If a taxpayer desires to appeal a final ruling of the Protest Resolution Branch, the taxpayer must apply for a hearing before the KBTA within 30 days from the date of issuance of the final ruling.

The appeal must be filed in quintuplicate; contain a brief statement of the law and the facts in issue; contain the petitioner's or appellant's position regarding the law, facts or both; and must contain the petitioner's position regarding the protest and include a copy of the final ruling with each copy of the petition of appeal. The petition of appeal must be in writing and signed by the petitioner or appellant. Filings by facsimile or other electronic means shall not be accepted. The board will set a date for a formal hearing and notify the taxpayer.

On the basis of the hearing, briefs and other documents, the board will issue a written order which will affirm, reverse, modify or remand the final ruling, and will forward a copy of the order to the taxpayer, Protest Resolution Branch and the Office of Property Valuation.

Assessments upheld by the board shall be due and payable 30 days after the date of the board's order. All taxes (state, county, school, city and other special taxing jurisdictions) found to be due on any protested assessment or portion thereof shall begin to bear interest at the appropriate rate per annum

on the 61st day after the KBTA acknowledges receipt of the protest, but in no event shall interest begin to accrue prior to January 1 following April 30 of the year in which the returns, schedules and regulatory reports are due.

Any party aggrieved by a final order of the KBTA may, within 30 days after such order becomes final, file an appeal with the Franklin Circuit Court or the circuit court of the county in which the aggrieved party resides or conducts his place of business.

PAYMENT OF TAX (KRS 131.110 and KRS 136.050)

All state taxes assessed against any public service company under the provisions of KRS 136.120 to KRS 136.200 shall be due and payable 45 days from the date of the notice of assessment, unless otherwise protested. State taxes are payable to the "Kentucky State Treasurer."

If you intend to pay your state taxes assessed against a public service company by use of the Coal Incentive Tax Credit granted under KRS 141.110, you must file the Coal Incentive Tax Credit Certificate with this return.

All county, school, city and other special taxes shall be due and payable 30 days after a notice of tax due is issued by the designated collecting officer, unless otherwise protested.

FAILURE TO PAY TAX (KRS 136.050, KRS 136.990)

Every public service company that fails to pay its state, county, school, city and other special taxes when due shall be deemed delinquent, subject to a 10 percent penalty on the tax due and thereafter subject to interest at the appropriate rate as defined in KRS 131.010(6). In addition, a 20 percent cost of collection fee will be added to liabilities that have become final, due and owing.

Furthermore, any public service company that willfully fails to pay its taxes, penalty and interest, shall be fined \$1,000 and \$50 for each day the same remains unpaid to be recovered by indictment or civil action, of which the Franklin Circuit Court shall have jurisdiction.

AMENDED RETURNS

Adjustments to assessments will only be considered if amended data is supplied before the protest period expires or as part of the supporting documentation included with a protest.

To amend any portion of the return, submit a new schedule with "AMENDED," the date submitted and a signature and title of the person filing the amendment written on each page of the amended schedule or on a cover page.

**Forms may be obtained from:
www.revenue.ky.gov (Internet)**

Other Reports Required

All companies are required to submit a complete copy of their Public Service Commission Annual Report, FERC Report, ICC Report, and REA annual report.

Also, a copy of stockholder's annual report, parent company's annual report, organization's financial statements, organizational chart and informational reports, copy of all sales/merger/exchange agreements and completion of the appropriate sales form (Revenue Form 61A209) are required as well as the other reports requested on page 1.

(KRS 136.130 and KRS 136.140)

This page has been intentionally left blank.

COUNTY PVA TELEPHONE NUMBERS AND ADDRESSES

| County Code | County | Phone Number | Address | City | ZIP Code |
|-------------|--------------|----------------|--|----------------|------------|
| 001 | Adair | (270) 384-3673 | 424 Public Square, Courthouse, Suite 2 | Columbia | 42728 |
| 002 | Allen | (270) 237-3711 | P.O. Box 397 | Scottsville | 42164 |
| 003 | Anderson | (502) 839-4061 | 101 Ollie Bowen Court | Lawrenceburg | 40342 |
| 004 | Ballard | (270) 335-3400 | P.O. Box 267 | Wickliffe | 42087 |
| 005 | Barren | (270) 651-2026 | P.O. Box 1836 | Glasgow | 42142 |
| 006 | Bath | (606) 674-6382 | P.O. Box 688 | Owingsville | 40360 |
| 007 | Bell | (606) 337-2720 | P.O. Box 255 | Pineville | 40977 |
| 008 | Boone | (859) 334-2181 | P.O. Box 388 | Burlington | 41005 |
| 009 | Bourbon | (859) 987-2152 | Courthouse, Room 15, 301 Main Street | Paris | 40361 |
| 010 | Boyd | (606) 739-5173 | P.O. Box 434 | Catlettsburg | 41129 |
| 011 | Boyle | (859) 238-1104 | Courthouse, 321 West Main Street | Danville | 40422 |
| 012 | Bracken | (606) 735-2228 | P.O. Box 310 | Brooksville | 41004 |
| 013 | Breathitt | (606) 666-7973 | 1137 Main Street, Courthouse, Suite 302 | Jackson | 41339 |
| 014 | Breckinridge | (270) 756-5154 | P.O. Box 516 | Hardinsburg | 40143 |
| 015 | Bullitt | (502) 543-7480 | P.O. Box 681 | Shepherdsville | 40165 |
| 016 | Butler | (270) 526-3455 | P.O. Box 538 | Morgantown | 42261 |
| 017 | Caldwell | (270) 365-7227 | 100 E. Market St., Courthouse, Room 28 | Princeton | 42445 |
| 018 | Calloway | (270) 753-3482 | P.O. Box 547 | Murray | 42071 |
| 019 | Campbell | (859) 292-3871 | 1098 Monmouth Street, Room 329 | Newport | 41071 |
| 020 | Carlisle | (270) 628-5498 | P.O. Box 206 | Bardwell | 42023 |
| 021 | Carroll | (502) 732-5448 | Courthouse, 440 Main Street | Carrollton | 41008 |
| 022 | Carter | (606) 474-5663 | Courthouse, Room 214, 300 W. Main St. | Grayson | 41143 |
| 023 | Casey | (606) 787-7621 | P.O. Box 38 | Liberty | 42539 |
| 024 | Christian | (270) 887-4115 | P.O. Box 96 | Hopkinsville | 42241 |
| 025 | Clark | (859) 745-0250 | Courthouse, 34 South Main Street | Winchester | 40391 |
| 026 | Clay | (606) 598-3832 | 102 Richmond Road, Suite 200 | Manchester | 40962 |
| 027 | Clinton | (606) 387-5938 | 100 Cross St., Courthouse, Room 217 | Albany | 42602 |
| 028 | Crittenden | (270) 965-4598 | Courthouse, 107 South Main Street, Suite 108 | Marion | 42064 |
| 029 | Cumberland | (270) 864-5161 | P.O. Box 431 | Burkesville | 42717 |
| 030 | Daviess | (270) 685-8474 | Courthouse, Room 102, 212 St. Ann Street | Owensboro | 42303 |
| 031 | Edmonson | (270) 597-2381 | P.O. Box 37 | Brownsville | 42210-0037 |
| 032 | Elliott | (606) 738-5090 | P.O. Box 690 | Sandy Hook | 41171 |
| 033 | Estill | (606) 723-4569 | Courthouse, 130 Main Street | Irvine | 40336 |
| 034 | Fayette | (859) 246-2722 | 101 E. Vine St., Suite 600, Phoenix Bldg. | Lexington | 40507 |
| 035 | Fleming | (606) 845-1401 | 100 Court Square, Room B110 | Flemingsburg | 41041 |
| 036 | Floyd | (606) 886-9622 | 149 South Central Avenue, Room 5 | Prestonsburg | 41653 |
| 037 | Franklin | (502) 875-8780 | 313 W. Main Street, Courthouse Annex, Room 209 | Frankfort | 40601 |
| 038 | Fulton | (270) 236-2548 | 2216 Myron Cory Drive, Suite 2 | Hickman | 42050 |
| 039 | Gallatin | (859) 567-5621 | P.O. Box 470 | Warsaw | 41095 |
| 040 | Garrard | (859) 792-3291 | Courthouse, 7 Public Square, Suite 2 | Lancaster | 40444 |
| 041 | Grant | (859) 824-6511 | Courthouse, 101 North Main St., Room 2 | Williamstown | 41097 |
| 042 | Graves | (270) 247-3301 | 101 E. South Street, Courthouse Annex, Suite 5 | Mayfield | 42066 |
| 043 | Grayson | (270) 259-4838 | 10 Public Square | Leitchfield | 42754 |
| 044 | Green | (270) 932-7518 | 103 South First Street | Greensburg | 42743 |
| 045 | Greenup | (606) 473-9984 | Courthouse, Room 209, 301 Main St., Box 4 | Greenup | 41144 |
| 046 | Hancock | (270) 927-6846 | P.O. Box 523 | Hawesville | 42348 |
| 047 | Hardin | (270) 765-2129 | P.O. Box 70 | Elizabethtown | 42702 |
| 048 | Harlan | (606) 573-1990 | P.O. Box 209 | Harlan | 40831 |
| 049 | Harrison | (859) 234-7133 | 111 South Main Street, Suite 101 | Cynthiana | 41031 |
| 050 | Hart | (270) 524-2321 | P.O. Box 566 | Munfordville | 42765 |
| 051 | Henderson | (270) 827-6024 | P.O. Box 2003 | Henderson | 42419-2003 |
| 052 | Henry | (502) 845-5740 | P.O. Box 11 | New Castle | 40050 |
| 053 | Hickman | (270) 653-5521 | 110 E Clay, Courthouse, Suite F | Clinton | 42031 |
| 054 | Hopkins | (270) 821-3092 | 25 E Center Street | Madisonville | 42431-2077 |
| 055 | Jackson | (606) 287-7634 | P.O. Box 249 | McKee | 40447 |
| 056 | Jefferson | (502) 574-6380 | Glassworks Building, 815 West Market Street | Louisville | 40202-2654 |
| 057 | Jessamine | (859) 885-4931 | P.O. Box 530 | Nicholasville | 40340 |
| 058 | Johnson | (606) 789-2564 | 230 Court Street, Courthouse, Suite 229 | Paintsville | 41240 |
| 059 | Kenton | (859) 392-1750 | 303 Court Street, Room 210 | Covington | 41011 |
| 060 | Knott | (606) 785-5569 | P.O. Box 1021 | Hindman | 41822 |
| 061 | Knox | (606) 546-4113 | P.O. Box 1509 | Barbourville | 40906 |
| 062 | Larue | (270) 358-4202 | 209 West High Street, Courthouse, Suite 1 | Hodgenville | 42748 |
| 063 | Laurel | (606) 864-2889 | Courthouse, Room 127, 101 South Main Street | London | 40741 |

COUNTY PVA PHONE NUMBERS AND ADDRESSES

Continued

| County Code | County | Phone Number | Address | City | ZIP Code |
|-------------|------------|----------------|--|----------------|------------|
| 064 | Lawrence | (606) 638-4743 | Courthouse, 122 S. Main Cross Street | Louisa | 41230 |
| 065 | Lee | (606) 464-4105 | P.O. Box 1008 | Beattyville | 41311 |
| 066 | Leslie | (606) 672-2456 | P.O. Box 1891 | Hyden | 41749 |
| 067 | Letcher | (606) 633-2182 | 156 Main Street, Suite 105 | Whitesburg | 41858 |
| 068 | Lewis | (606) 796-2622 | 112 Second Street, Suite 101 | Vanceburg | 41179 |
| 069 | Lincoln | (606) 365-4550 | 201 East Main Street, Suite 2 | Stanford | 40484 |
| 070 | Livingston | (270) 928-2524 | P.O. Box 77 | Smithland | 42081 |
| 071 | Logan | (270) 726-8334 | P.O. Box 307 | Russellville | 42276 |
| 072 | Lyon | (270) 388-7271 | P.O. Box 148 | Eddyville | 42038 |
| 073 | McCracken | (270) 444-4712 | Courthouse Annex, 621 Washington Street | Paducah | 42003 |
| 074 | McCreary | (606) 376-2514 | P.O. Box 609 | Whitley City | 42653 |
| 075 | McLean | (270) 273-3291 | P.O. Box 246 | Calhoun | 42327 |
| 076 | Madison | (859) 623-5410 | 135 W. Irvine Street, Suite 103 | Richmond | 40475-1436 |
| 077 | Magoffin | (606) 349-6198 | P.O. Box 107 | Salyersville | 41465 |
| 078 | Marion | (270) 692-3401 | 223 N. Spalding Avenue, Suite 202 | Lebanon | 40033 |
| 079 | Marshall | (270) 527-4728 | 1101 Main Street | Benton | 42025 |
| 080 | Martin | (606) 298-2807 | P.O. Box 341 | Inez | 41224 |
| 081 | Mason | (606) 564-3700 | 220 1/2 Sutton Street | Maysville | 41056 |
| 082 | Meade | (270) 422-2178 | 516 Hillcrest Drive, Suite 3 | Brandenburg | 40108 |
| 083 | Menifee | (606) 768-3514 | P.O. Box 36 | Frenchburg | 40322 |
| 084 | Mercer | (859) 734-6330 | P.O. Box 244 | Harrodsburg | 40330 |
| 085 | Metcalf | (270) 432-3162 | P.O. Box 939 | Edmonton | 42129 |
| 086 | Monroe | (270) 487-6401 | 200 N. Main St., Suite A | Tompkinsville | 42167-1548 |
| 087 | Montgomery | (859) 498-8710 | 44 W. Main Street, Courthouse Annex, Suite E | Mt. Sterling | 40353 |
| 088 | Morgan | (606) 743-3349 | P.O. Box 57 | West Liberty | 41472 |
| 089 | Muhlenberg | (270) 338-4664 | P.O. Box 546 | Greenville | 42345 |
| 090 | Nelson | (502) 348-1810 | 113 East Stephen Foster Avenue | Bardstown | 40004 |
| 091 | Nicholas | (859) 289-3735 | P.O. Box 2 | Carlisle | 40311 |
| 092 | Ohio | (270) 298-4433 | P.O. Box 187 | Hartford | 42347 |
| 093 | Oldham | (502) 222-9320 | 110 W. Jefferson St. | LaGrange | 40031 |
| 094 | Owen | (502) 484-5172 | Courthouse, 100 N. Thomas St., Room 6 | Owenton | 40359 |
| 095 | Owsley | (606) 593-6265 | P.O. Box 337 | Booneville | 41314 |
| 096 | Pendleton | (859) 654-6055 | 233 Main Street, Courthouse Room 2 | Falmouth | 41040 |
| 097 | Perry | (606) 436-4914 | 481 Main Street, Suite 210 | Hazard | 41701 |
| 098 | Pike | (606) 432-6201 | 146 Main Street, Suite 303 | Pikeville | 41501 |
| 099 | Powell | (606) 663-4184 | P.O. Box 277 | Stanton | 40380 |
| 100 | Pulaski | (606) 679-1812 | P.O. Box 110 | Somerset | 42502 |
| 101 | Robertson | (606) 724-5213 | P.O. Box 216 | Mt. Olivet | 41064 |
| 102 | Rockcastle | (606) 256-4194 | P.O. Box 977 | Mt. Vernon | 40456 |
| 103 | Rowan | (606) 784-5512 | Courthouse, 600 W. Main | Morehead | 40351 |
| 104 | Russell | (270) 343-4395 | 410 Monument Square, Ste. 106 | Jamestown | 42629 |
| 105 | Scott | (502) 863-7885 | 101 East Main Street, Courthouse, Ste. 206 | Georgetown | 40324 |
| 106 | Shelby | (502) 633-4403 | 501 Washington Street | Shelbyville | 40065 |
| 107 | Simpson | (270) 586-4261 | P.O. Box 424 | Franklin | 42135 |
| 108 | Spencer | (502) 477-3207 | P.O. Box 425 | Taylorsville | 40071 |
| 109 | Taylor | (270) 465-5811 | 203 N. Court St., Courthouse, Ste. 6 | Campbellsville | 42718 |
| 110 | Todd | (270) 265-9966 | P.O. Box 593 | Elkton | 42220 |
| 111 | Trigg | (270) 522-3271 | P.O. Box 1776 | Cadiz | 42211 |
| 112 | Trimble | (502) 255-3592 | P.O. Box 131 | Bedford | 40006 |
| 113 | Union | (270) 389-1933 | P.O. Box 177 | Morganfield | 42437 |
| 114 | Warren | (270) 843-3268 | P.O. Box 1269 | Bowling Green | 42102-1269 |
| 115 | Washington | (859) 336-5420 | Courthouse, 120 E. Main | Springfield | 40069 |
| 116 | Wayne | (606) 348-6621 | 55 N. Main St., Ste. 107 | Monticello | 42633 |
| 117 | Webster | (270) 639-7016 | P.O. Box 88 | Dixon | 42409 |
| 118 | Whitley | (606) 549-6008 | P.O. Box 462 | Williamsburg | 40769 |
| 119 | Wolfe | (606) 668-6923 | P.O. Box 155 | Campton | 41301 |
| 120 | Woodford | (859) 873-4101 | Courthouse, Room 108, 103 Main Street | Versailles | 40383 |

DIVISION OF STATE VALUATION, FRANKFORT 40601-2103: (502) 564-8175

Go to www.revenue.ky.gov to download forms.

Schedule A
“Report of Total Unit System and Kentucky Operations”

**This form is available in an Excel format
at the Department of Revenue Web site:**

www.revenue.ky.gov

You are required to complete and submit this schedule.

**REPORT OF KENTUCKY VEHICLES,
CAR LINES AND WATERCRAFT**



As of December 31, 2014

KENTUCKY APPORTIONED VEHICLES

Effective January 1, 2007, KRS 136.188 requires the Kentucky Transportation Cabinet to collect an annual registration fee on all trucks, tractor and buses operating on route or as part of a system that is partly within and partly outside Kentucky. Such payment shall be made to the Transportation Cabinet either directly, in the case of a vehicle based in Kentucky, or indirectly, through the International Registration Plan, in the case of a vehicle based outside of Kentucky. The fee replaces the state and local ad valorem (property tax) the Department of Revenue previously imposed on these motor carriers. Pick-up and delivery vehicles shall not pay the fee, but shall be subject to the ad valorem tax under KRS 132.487.

If applicable, the company's KYU number will identify the total apportioned vehicle value assessed by the Kentucky Transportation Cabinet, Division of Motor Carriers for property taxes, and will be added to its total regular vehicle registration value for credit toward the public service company assessment in Kentucky for tax year 2014.

Did you file a 2014 Kentucky IRP Apportioned Registration Supplemental Application (TC 95-303C) with the Kentucky Department of Transportation? Yes No

If yes,

what is your KYU number? _____

what is your Federal ID number? _____

what is your 2014 Kentucky percentage? _____

what is the total 2014 Kentucky tax paid? \$ _____

Please submit a copy of your DOT payment receipt with this return.

KENTUCKY REGULAR VEHICLES

Do you report, register and license any regular vehicles (nonapportioned) in the Commonwealth of Kentucky? Yes No

If yes, what was the total assessed value of these regular Kentucky vehicles? \$ _____

Provide the breakdown of the assessed value into the following categories:

Owned Vehicles \$ _____

Leased Vehicles \$ _____

Total Annual Lease Payment Paid \$ _____

Total \$ _____

SUPPLEMENTAL INFORMATION

Did you file a 2015 Public Service Company Property Tax Return for Railroad Car Lines, Revenue Form 61A202? Yes No

If yes, what was the Kentucky taxable value from page 1? _____

Did you file a 2015 Kentucky Commercial Watercraft Property Tax Return, Revenue Form 61A207? Yes No

If yes, what was the Kentucky taxable value? _____

**REPORT OF TOTAL UNIT OPERATIONS
 BALANCE SHEET**



As of December 31, 2014

Please submit internal financial statement (preferably audited) if available. Otherwise, prepare this schedule. Financial statements required should represent the entire unit, not just Kentucky portion.

| Line No. | Item | Amount for Current Year (Omit Cents) |
|----------|---|---|
| | ASSETS | |
| | Current Assets: | |
| 1. | Cash | |
| 2. | Temporary Investments | |
| 3. | Accounts Receivable <i>(Attach Separate Schedule Showing Detail)</i> | |
| 4. | Intercompany Accounts Receivable <i>(Attach Separate Schedule Showing Detail)</i> | |
| 5. | Inventory | |
| 6. | Other Current Assets <i>(Attach Separate Schedule Showing Detail)</i> | |
| 7. | Total Current Assets | |
| | Fixed Assets: | |
| 8. | Land | |
| 9. | Building | |
| 10. | Plant Equipment | |
| 11. | Unallocated Items | |
| 12. | Materials and Supplies | |
| 13. | Construction Work in Progress | |
| 14. | Other Fixed Assets | |
| 15. | Plant Adjustment | |
| 16. | Less: Accumulated Depreciation | |
| 17. | Total Fixed Assets | |
| | Other Assets: | |
| 18. | Other Assets <i>(Attach Separate Schedule Showing Detail)</i> | |
| 19. | Less: Accumulated Amortization | |
| 20. | Goodwill Less: Accumulated Amortization | |
| 21. | Total Other Assets | |
| 22. | Total Assets | |
| | LIABILITIES | |
| | Current Liabilities: | |
| 23. | Loans Payable | |
| 24. | Accounts Payable | |
| 25. | Other Current Liabilities | |
| 26. | Total Current Liabilities | |
| | Deferred Credits: | |
| 27. | Total Deferred Credits | |
| | Long-Term Debt: | |
| 28. | Total Long-Term Debt | |
| | Owner's Equity: | |
| 29. | Total Stock Issued | |
| 30. | Proprietor's Equity | |
| 31. | Retained Earnings | |
| 32. | Other Owner's Equity | |
| 33. | Total Owner's Equity | |
| 34. | Total Liabilities and Owner's Equity | |

**REPORT OF TOTAL UNIT OPERATIONS
 INCOME STATEMENT**



12 Months Ending December 31, 2014

Please submit internal financial statement (preferably audited) if available. Otherwise, prepare this schedule. Financial statements required should represent the entire unit, not just Kentucky portion.

| Line No. | Item | Amount for Current Year (Omit Cents) |
|----------|---|---|
| | Operating Income: | |
| 1. | Operating Revenue | |
| 2. | Cost of Goods Sold <i>(Attach Separate Schedule Showing Detail)</i> | |
| 3. | Operating Gross Profit | |
| 4. | Owner's Compensation | |
| 5. | Employees' Wages and Benefits | |
| 6. | Operating Lease Payments—Real <i>(Must Complete Schedule N1)</i> | |
| 7. | Operating Lease Payments—Personal <i>(Must Complete Schedule N2)</i> | |
| 8. | Operating Lease Payments—Motor Vehicles <i>(Must Complete Schedule B)</i> | |
| 9. | Depreciation | |
| 10. | Amortization | |
| 11. | Taxes, Other Than Income | |
| 12. | All Other Deductions <i>(Attach Separate Schedule Showing Detail)</i> | |
| 13. | Total Deductions (Add Lines 4 Through 12) | |
| 14. | Operating Net Income | |
| | Other Income and Expenses: | |
| 15. | Other Income, Net <i>(Attach Separate Schedule Showing Detail)</i> | |
| 16. | Net Income Before Interest and Taxes | |
| 17. | Interest Income | |
| 18. | Interest Expense | |
| 19. | Net Income Before Taxes | |
| 20. | Income Taxes | |
| 21. | Deferred Income Taxes | |
| 22. | Net Income | |

Total Number of Employees: Full-time _____ Part-time _____ Total _____

Please complete the following section. In the event your organization was merged, sold or purchased within the last five years, you are required to complete and file *Revenue Form 61A206 Public Service Company Sales* with this return.

Date of Organization: _____

Date Service Began: _____

Subscribers / Customers as of Dec. 31, 2014: _____

Average Regular Subscriber / Customer Monthly Fee: \$ _____

REVENUE and EXPENSE DATA for FIVE PREVIOUS YEARS

| Year Ending December 31, | 2013 | 2012 | 2011 | 2010 | 2009 |
|--|----------|----------|----------|----------|----------|
| (1) Gross Revenue | \$ _____ | \$ _____ | \$ _____ | \$ _____ | \$ _____ |
| (2) Operating Expenses | \$ _____ | \$ _____ | \$ _____ | \$ _____ | \$ _____ |
| (3) Operating Lease Payments | \$ _____ | \$ _____ | \$ _____ | \$ _____ | \$ _____ |
| (4) Depreciation | \$ _____ | \$ _____ | \$ _____ | \$ _____ | \$ _____ |
| (5) Amortization | \$ _____ | \$ _____ | \$ _____ | \$ _____ | \$ _____ |
| (6) Taxes Other Than Income | \$ _____ | \$ _____ | \$ _____ | \$ _____ | \$ _____ |
| (7) Operating Income = | \$ _____ | \$ _____ | \$ _____ | \$ _____ | \$ _____ |
| <i>(Line 1 Minus Lines 2 Through 6)</i> | | | | | |
| (8) Other Income Net | \$ _____ | \$ _____ | \$ _____ | \$ _____ | \$ _____ |
| (9) Interest Income | \$ _____ | \$ _____ | \$ _____ | \$ _____ | \$ _____ |
| (10) Interest Expense | \$ _____ | \$ _____ | \$ _____ | \$ _____ | \$ _____ |
| (11) Federal and State Income Taxes | \$ _____ | \$ _____ | \$ _____ | \$ _____ | \$ _____ |
| (12) NET INCOME = | \$ _____ | \$ _____ | \$ _____ | \$ _____ | \$ _____ |
| <i>(Line 7 Minus Lines 8 Through 11)</i> | | | | | |

FILING EXTENSION APPLICATION



For Public Service Company Property Tax Return

| APRIL 2015 | | | | | | |
|------------|----|----|----|----|----|----|
| S | M | T | W | T | F | S |
| | | | 1 | 2 | 3 | 4 |
| 5 | 6 | 7 | 8 | 9 | 10 | 11 |
| 12 | 13 | 14 | 15 | 16 | 17 | 18 |
| 19 | 20 | 21 | 22 | 23 | 24 | 25 |
| 26 | 27 | 28 | 29 | 30 | | |

| | |
|----------|--|
| GNC No. | |
| Postmark | |

► **File Before April 30, 2015**

In accordance with KRS 136.130(5)(6), the Kentucky Department of Revenue may grant a 30-day extension for filing the public service company property tax return when, in its judgment good cause exists and the request for extension is postmarked before the due date of the return and includes a report of any increases or decreases in property of \$50,000 or more in any taxing jurisdiction. No extension will be granted beyond May 30 or the next succeeding business day.
Extensions for tax year 2015 are due April 30, 2015.

Taxpayer

Name 1 _____ Federal Identification No. _____
 Name 2 _____ Telephone No. () _____
 Address 1 _____ Fax No. () _____
 Address 2 _____ E-Mail _____
 City _____ State _____ ZIP Code _____
 Contact Person _____



IMPORTANT—Complete the following form. Indicate any increases or decreases in property of \$50,000 or more in any taxing jurisdiction as of December 31, 2014. If no qualifying changes occurred, check here.

| County Name | Tax Jurisdiction Name | Real Estate | Tangible Personalty |
|-------------|-----------------------|-------------|---------------------|
| | | \$ | \$ |
| | | \$ | \$ |
| | | \$ | \$ |
| | | \$ | \$ |
| | | \$ | \$ |
| | | \$ | \$ |
| | | \$ | \$ |

(continued on reverse)

I declare under penalties of perjury that this application, including any accompanying schedules and statements, has been examined by me and to the best of my knowledge and belief is a true, correct and complete return

 Signature Title Date

**INSTRUCTIONS
FOR
SCHEDULE G**

Capital Stocks Analysis

- (A) Enter the various issues of capital stock of the taxpayer, distinguishing separate issues of any general class if different in any respect.
- (D) Enter the total par value outstanding at the close of the year, including amounts in the hands of investors and all amounts held alive by the company in sinking or other funds.
- (E) Enter the total shares or par value held by the taxpayer in any fund or in the treasury at the close of the year.
- (G) Enter the **high** market trade price for the year ending December 31, 2014.
- (H) Enter the **low** market trade price for the year ending December 31, 2014.
- (I) If fair value is other than average of (G) and (H), give the method used to arrive at fair value.
- (J) Enter the fair market value of the outstanding capital stock by multiplying (F) and (I).

NOTE: If the capital stock is held by a parent corporation or holding company, complete the schedule for that organizational entity. Please indicate the name of the holding company or the parent corporation at the top of the form.

REPORT OF FUNDED DEBT
As of December 31, 2014

Name of Taxpayer _____

| H FUNDED DEBT ANALYSIS | | | | |
|--|---|---------------------------|-------------------------------------|---|
| (A) Long Term and Other Debt Obligations Class and Series of Obligations | (B) Outstanding Amount Per Balance Sheet* | (C) Interest Rate** | (D) Annual Interest Amount \$ | (E) Fair Value*** As of Dec. 31, 2014 |
| | | | | |
| Subtotal | \$ | | \$ | \$ |

| Current and Accrued Short Term Debt Obligations Class and Series of Obligations | Outstanding Amount Per Balance Sheet* | Interest Rate** | Annual Interest Amount \$ | Fair Value*** As of Dec. 31, 2014 |
|--|--|--------------------|------------------------------|--------------------------------------|
| | | | | |
| Subtotal | \$ | | \$ | \$ |
| Grand Totals | \$ | | \$ | \$ |

*The outstanding amounts must total the current and long term liability amounts indicated on your year end balance sheet.

**If the interest rate is variable, indicate the year end rate or the weighted average rate.

***Indicate the December 31, 2014 traded market value of each debt obligations. If a fair market valuation analysis has been performed and indicated in your annual report or 10K, indicate those values.

BUSINESS SUMMARY BY TAXING JURISDICTION



As of December 31, 2014

Page _____

Name of Taxpayer _____

INSTRUCTIONS ON REVERSE

| (1) Name of Taxing Jurisdiction (County, School, City, Fire, Other) | (2) Gross Revenues | (3) Customers | (4) Electric Line Mileage | (5) Pipeline Mileage | (6) Underground Conduit | (7) Track Miles | (8) Yard Track | (9) Side Track |
|---|--------------------------|------------------|---------------------------------|----------------------------|-------------------------------|-----------------------|----------------------|----------------------|
| | | | | | | | | |
| GRAND TOTALS ► | | | | | | | | |

NOTE: The totals for each column must balance to the total Kentucky values indicated on Schedule L.

INSTRUCTIONS FOR SCHEDULE I

BUSINESS SUMMARY BY TAXING JURISDICTION

This form must contain a summary of the business activity within each taxing jurisdiction measured by gross revenues, customers, electric line mileage, pipeline miles, underground conduit, track miles, yard track and side track.

- (1) Under "Name of Taxing Jurisdiction," list the county name first, next the school district(s) (county common or independent), then the cities, fire districts, watershed districts, soil conservation districts, garbage district, ambulance district and all other special taxing jurisdictions. A list of possible taxing jurisdictions is available from the Department of Revenue's Web site at www.revenue.ky.gov and from the Office of Property Valuation, Public Service Branch.
- (2) Under the column "Gross Revenues," indicate the gross operating revenues generated from your public service operation in each taxing jurisdiction.
- (3) Under the column "Customers," indicate the number of customers in each taxing jurisdiction.
- (4) Under the column "Electric Line Mileage," indicate the actual miles of electric line in each taxing jurisdiction.
- (5) Under the column "Pipeline Mileage," indicate the actual miles of pipeline in each taxing jurisdiction.
- (6) Under the column "Underground Conduit," indicate the miles of main trackage located in each taxing jurisdiction.
- (7) Under the column "Track Miles," indicate the miles of main trackage located in each taxing jurisdiction.
- (8) Under the column "Yard Track Miles," indicate the miles of yard trackage located in each taxing jurisdiction.
- (9) Under the column "Side Track Miles," indicate the miles of side trackage located in each taxing jurisdiction.

If the space provided on this form is not sufficient, attach a separate schedule. This schedule must be 8½ x 11" (commercial size). Print on the upper right corner the letter **I**. Computer-generated schedules are also acceptable. If a multiple county **I** is submitted, attach a summary sheet. Furthermore, taxpayers may also file this required information on a compact disk, formatted in a manner specified by the Office of Property Valuation. Contact the Office of Property Valuation, Public Service Branch, for instructions.

SUBMIT ONE ORIGINAL COPY—DO NOT SEND ADDITIONAL COPIES

Schedule J
“Property Summary By Taxing Jurisdiction”

**This form is available in an Excel format
at the Department of Revenue Web site:**

www.revenue.ky.gov

**You are required to complete and submit this form for each county
in which you have operating and non-operating property located.**

OPERATING PROPERTY LISTING BY TAXING JURISDICTION

As of December 31, 2014

Page _____

Name of Taxpayer _____

List of Property in _____ County _____

INSTRUCTIONS ON REVERSE

| (A) Description of Property (<u>Including Address</u>) <i>Separate Property by Class</i> | (B) Taxpayer's Original Cost | (C) Taxpayer's Net Book Value | (D) Taxpayer's Reported Value |
|--|------------------------------------|-------------------------------------|-------------------------------------|
| | | | |
| TOTAL ► | | | |
| GRAND TOTALS ► | | | |

**INSTRUCTIONS
FOR
SCHEDULE K**

OPERATING PROPERTY LISTING BY TAXING JURISDICTION

This form must contain an inventory of the amount and kind of *operating property*, owned and/or leased, located in this state for each county, city and special taxing jurisdiction.

(1) Taxpayers must file Revenue Form 61A200(K) for each taxing jurisdiction within each county. A list of possible taxing jurisdictions is available from the Department of Revenue's Web site at www.revenue.ky.gov and from the Office of Property Valuation, Public Service Branch.

(2) In Column (A), "Description of Property," report all real estate and tangible personally owned and/or leased. This listing must be specific and detailed. Real estate should be listed as to location (i.e., address, legal description—number of acres, map number, lot and block number, dimensions of lots, type construction, age and dimensions of improvements, etc.) and the year acquired. Property should be reported using the classified rate structure from KRS 136.020. Tangible personally should also be listed broken down into the same categories as required by regulatory commission accounting.

NOTE: All tangible property utilized by the company regardless of age, condition or book value must be reported, including property which has been fully depreciated.

(3) In Column (B), "Taxpayer's Original Cost," report the total cost of the item described. This is to include any cost to improve this item subsequent to purchase.

(4) In Column (C), "Taxpayer's Net Book Value," report the net book value (gross less accumulated depreciation) of each property.

(5) In Column (D), "Taxpayer's Reported Value," indicate, in the opinion of the taxpayer, the January 1 fair market value of the item described.

NOTE: The grand total for all Schedules K (counties only) must equal the total operating hard assets values found on Schedule A, Schedule N1, and Schedule N2.

If the space provided on this form is not sufficient, attach a separate schedule. This schedule must be 8½ x 11" (commercial size). Print on the upper right corner the letter **K**. Computer-generated schedules are also acceptable. If a multiple county **K** is submitted, attach a summary sheet. **Furthermore, taxpayers may also file this required information on a compact disk, formatted in a manner specified by the Office of Property Valuation. Contact the Office of Property Valuation, Public Service Branch, for instructions.**

SUBMIT ONE ORIGINAL COPY—DO NOT SEND ADDITIONAL COPIES

NONOPERATING PROPERTY LISTING BY TAXING JURISDICTION

As of December 31, 2014

Page _____

Name of Taxpayer _____

List of Property in _____ County _____

INSTRUCTIONS ON REVERSE

| <p>(A) Description of Property <u>(Including Address)</u> <i>Separate Property by Class—Real Estate, Tangible Personalty and Intangible Property</i></p> | <p>(B) Taxpayer's Original Cost</p> | <p>(C) Taxpayer's Net Book Value</p> | <p>(D) Taxpayer's Reported Value</p> |
|--|---|--|--|
| | | | |
| <p>TOTAL ►</p> | | | |
| <p>GRAND TOTALS ►</p> | | | |

**INSTRUCTIONS
FOR
SCHEDULE K2**

NONOPERATING PROPERTY LISTING BY TAXING JURISDICTION

This form must contain an inventory of the amount and kind of *nonoperating property*, owned and/or leased, located in this state for each county, city and special taxing jurisdiction.

- (1) Taxpayers must file Revenue Form 61A200(K2) for each taxing jurisdiction within each county. A list of possible taxing jurisdictions is available from the Department of Revenue's Web site at www.revenue.ky.gov and from the Office of Property Valuation, Public Service Branch.
- (2) In Column (A), "Description of Property," report all real estate, tangible personally and intangible property, owned and/or leased. This listing must be specific and detailed. Real estate should be listed as to location (i.e., address, legal description—number of acres, map number, lot and block number, dimensions of lots, type construction, age and dimensions of improvements, etc.) and the year acquired. Property should be reported using the classified rate structure from KRS 136.020. Tangible personally should also be listed broken down into the same categories as required by regulatory commission accounting.

NOTE: All tangible property utilized by the company regardless of age, condition or book value must be reported, including property which has been fully depreciated.

- (3) In Column (B), "Taxpayer's Original Cost," report the total cost of the item described. This is to include any cost to improve this item subsequent to purchase.
- (4) In Column (C), "Taxpayer's Net Book Value," report the net book value (gross less accumulated depreciation) of each property.
- (5) In Column (D), "Taxpayer's Reported Value," indicate, in the opinion of the taxpayer, the January 1 fair market value of the item described.

NOTE: The grand total for all Schedules K2 (counties only) must equal the total nonoperating property values found on Schedule A, Schedule N1, and Schedule N2.

If the space provided on this form is not sufficient, attach a separate schedule. This schedule must be 8½ x 11" (commercial size). Print on the upper right corner the letter **K2**. Computer-generated schedules are also acceptable. If a multiple county **K2** is submitted, attach a summary sheet. **Furthermore, taxpayers may also file this required information on a compact disk, formatted in a manner specified by the Office of Property Valuation. Contact the Office of Property Valuation, Public Service Branch, for instructions.**

SUBMIT ONE ORIGINAL COPY—DO NOT SEND ADDITIONAL COPIES

REPORT OF ALLOCATION FACTORS
OPERATING AND NONCARRIER PROPERTY
For All Interstate Companies
As of December 31, 2014



Name of Taxpayer _____

INSTRUCTIONS ON REVERSE

Taxpayers are required, as indicated below, to report the following allocation factors:

- | | |
|---|--|
| Electric Utilities and Electric Power Companies—Lines 1 through 6 | Oil Transmission Companies—Lines 1 through 4 and 7 and 8 |
| Gas Utility Companies—Lines 1 through 5 and 7 | Railroad Companies—Use Schedule M |
| Gas Pipeline, Gas Marketers/Resellers & Gas Companies—Lines 1 through 5 | Rural Electric Cooperatives—Lines 1 through 5 and 6 |
| Gas Transmission Companies—Lines 1 through 4 and 7 and 8 | |
| Solar, Wind & Hydro Electric Companies—Lines 1 through 4 | |

ALLOCATION FACTORS

| | Total Unit Amount | Total in Kentucky Amount | Kentucky Percent |
|--|-------------------|--------------------------|------------------|
| (1) Gross Operating Property | | | |
| (2) Net Operating Property | | | |
| (3) Gross Operating Revenue | | | |
| (4) Net Operating Revenue (EBIT) | | | |
| (5) Customers | | | |
| (6) Wire Miles | | | |
| (7) Diameter Inch Pipe Miles..... | | | |
| (8) Through Put Pipe Miles | | | |
| (9) Other _____ | | | |

**Schedule A must be completed by all taxpayers without exception. Filing penalties will apply if the taxpayer fails to complete Schedule A.*

**INSTRUCTIONS
FOR
SCHEDULE L**

DEFINITION OF FACTORS

- (1) **Gross Operating Property:** The gross plant investment of hard operating assets. See Schedule A, Schedule N1, and Schedule N2.
- (2) **Net Operating Property:** Gross operating property less depreciation. See Schedule A, Schedule N1, and Schedule N2.
- (3) **Gross Operating Revenue:** All revenue related to public service operations. For telecommunications, Kentucky revenues are all receipts billed to Kentucky customers, including intrastate and interstate revenues.
- (4) **Net Operating Profit:** Operating revenues (factor 3) less operating expenses, income taxes and interest expense.
- (5) **Customers:** Total number of customers.
- (6) **Wire Miles:** Number of wire miles owned and leased.
- (7) **Diameter Inch Pipe Miles:** The total of all nominal pipe diameters (in inches) for all pipeline systems operated, multiplied by the corresponding length of pipe in miles.
- (8) **Through Put Pipe Miles:** For each movement operated by the pipeline, multiply the number of units delivered out of the system by the distance in miles the units were moved. Units may be barrels, Mcfs or other measurements.
- (9) **Other Property and Business Factors:** Taxpayers may use, with the consent of the Department of Revenue, factors which would more fairly reflect the operating property operated, owned or leased in Kentucky compared to the utilization everywhere. Enter the factors here.

**REPORT OF PROPERTY AND BUSINESS FACTORS
FOR INTERSTATE RAILROAD AND SLEEPING CAR COMPANIES**



To Accompany Public Service Company Property Tax Return

► *Print or Type Your Answers*

► *Instructions on Reverse*

| | | |
|------------------|--|---|
| Name of Taxpayer | | Return for year ending December 31, 2014 |
|------------------|--|---|

PART I—PROPERTY FACTORS

| | | | | | | |
|------------|----------------------------------|---|--|--------------------------|------------------------------|--|
| M 1 | Distribution of Property: | | | | | |
| | | (A) Original Cost to December 31, 20____ | (B) Changes in property since computation subsequent to December 31, 20____ | | | |
| | | (1) Total Property | (2) Total Road | (1) Additions to Road | (2) Retirements from Road | (3) Net additions of Equip. and Gen. Exp. |
| | Total Everywhere | | | | | |
| | In Kentucky | | | | | |
| | Percent in Kentucky | | | | | |

| | | | | | |
|------------|--|--|------------------|-------------------|---------------------|
| M 2 | Distribution of Mileage: | | | | |
| | | | Total Everywhere | Total in Kentucky | Percent in Kentucky |
| | (A) Mileage owned, operated, leased and controlled | Main track | | | |
| | | All track excluding trackage rights | | | |
| | (B) Total mileage operated | Main track | | | |
| | | All track excluding trackage rights | | | |
| | (C) Mileage not operated | Main track | | | |
| | | All track excluding trackage rights | | | |

PART II—BUSINESS FACTORS

| | | | | | | |
|------------|---------------|-------------------|------------------|---------------------------------|-------------------|------------------|
| M 3 | | | | | | |
| (A) | Traffic Units | Total in Kentucky | Total Everywhere | (B) Car and Locomotive Miles | Total in Kentucky | Total Everywhere |
| | Ton Miles* | | | (1) Car miles* | | |
| | | | | (2) Locomotive miles | | |
| | Total | | | Total | | |
| | Percent | | 100% | Percent | | 100% |
| | Tons Loaded | | | (C) Gross Receipts* | | |
| | Tons Unloaded | | | Percent | | 100% |

* Exclude amounts applicable to private cars which are individually taxed.

INSTRUCTIONS FOR SCHEDULE M

If the space provided on this form is not sufficient, attach a separate schedule. This schedule must be 8½ x 11" (commercial size). Print on the upper right corner the letter **M**. If another party uses your car mark and is responsible for payment of taxes for their railcars, provide name of responsible party.

M 1—DISTRIBUTION OF PROPERTY

Taxpayer is required to give:

- (A) The original cost to beginning of calendar year of:
 - (1) All property
 - (2) All property classified as road

 - (B) The changes in property during the calendar year:
 - (1) Additions to road
 - (2) Retirements from road
 - (3) Net additions or net retirements to equipment and general expenditures
-

M 2—DISTRIBUTION OF MILEAGE

Taxpayer is required to give main track mileage and all track mileage excluding trackage rights as of the close of the year for which the report is made for items (A), (B) and (C). The amounts on line (A) minus the amounts on line (B) should be equal to the amounts on line (C).

- (B) In this item, taxpayer's proportion of operated road held by it as a joint or common owner, or under a joint lease, or under any joint arrangement, must be included.
-

M 3—BUSINESS FACTORS

- (C) Gross receipts: Give amount of railway operating revenues assignable to Kentucky and total railway operating revenues. Give percent in Kentucky of this total railway operating revenues.

**REPORT OF OPERATING LEASED
REAL PROPERTY LOCATED IN KENTUCKY
BY TAXING DISTRICT
As of December 31, 2014**

Name of Taxpayer _____

If you lease any real property on an operating lease basis and that property is located within the Commonwealth of Kentucky, this form must be completed for each separate lease. The Kentucky reported values are to be reported on Schedules K and K2. Remember, operating leased property is not recorded on the Balance Sheet. Capital leased real property is recorded on the Balance Sheet. Do not report capital leased personal property on this form.

| | |
|-----------------------------------|--|
| Kentucky County: | |
| Street: | |
| City: | |
| Kentucky Airport (If Applicable): | |

Examples of Leased Real Property:

- | | |
|--------------|--------------------------------|
| Land | Right of Ways |
| Improvements | Pipelines & Transmission Lines |
| Buildings | Storage Space |
| Office Space | Kiosk Space |
| Warehouses | Railroad Trackage |

Description & Type of Leased Real Property:

| |
|--|
| |
|--|

Name of Owner/Lessor:

| |
|--|
| |
|--|

Monthly Lease Payment:

| |
|----|
| \$ |
|----|

Annual Lease Payment:

| |
|----|
| \$ |
|----|

Beginning Date of Lease:

| |
|--|
| |
|--|

Ending Date of Lease:

| |
|--|
| |
|--|

Do you Sublease the Property to Others?

YES NO

Name of Sub-Lessee:

| |
|--|
| |
|--|

Has the Local Kentucky Assessor Taxed this Property in the Name of the Actual Owner?

YES NO UNKNOWN

Is this Property Located in a Foreign Trade Zone?

YES NO UNKNOWN

Reported Market Value

| |
|----|
| \$ |
|----|

**REPORT OF OPERATING LEASED
PERSONAL PROPERTY LOCATED IN KENTUCKY
BY TAXING DISTRICT
As of December 31, 2014**

Name of Taxpayer _____

If you lease any personal property on an operating lease basis and that property is located within the Commonwealth of Kentucky, this form must be completed for each separate lease. The Kentucky reported values are to be reported on Schedules K and K2. Remember, operating leased property is not recorded on the Balance Sheet. Capital leased real property is recorded on the Balance Sheet. Do not report capital leased personal property on this form.

Kentucky County:

Street:

City:

Kentucky Airport (If Applicable):

*Examples of Leased
Personal Property:*

Industrial Equipment
Materials & Supplies
Computers & Software
Furniture & Fixtures
Tools & Machinery

Drilling Equipment
General Equipment
Business Machines
Office Equipment
Licensed Motor Vehicles, Trucks & Trailers

Tools & Shop Equipment
Mail Boxes/Bins/Drop Boxes
Aircraft & Watercraft
Communication Equipment

DO NOT REPORT AIRCRAFT ON THIS FORM!

Description & Type of Leased Personal Property:

Name of Owner/Lessor:

Monthly Lease Payment:

\$

Annual Lease Payment:

\$

Beginning Date of Lease:

Ending Date of Lease:

Do you Sublease the Property to Others?

YES NO

Name of Sub-Lessee:

Has the Local Kentucky Assessor Taxed this
Property in the Name of the Actual Owner?

YES NO UNKNOWN

Is this Property Located in a Foreign Trade Zone?

YES NO UNKNOWN

Reported Market Value

\$

**SUMMARY REPORT OF SYSTEM AND
 KENTUCKY OPERATING LEASE PAYMENTS**

As of December 31, 2014

Page _____

Name of Taxpayer _____

Complete the following chart. Indicate the System and Kentucky annual operating lease payments (rents) paid during the calendar year of 2014 for the categories of property indicated below. The "real property" category shall include all land, buildings, improvements, facilities, right of ways, office space, kiosk space, pipeline, storage space and any other real property. The "personal property" category shall include industrial equipment, motor vehicles, office equipment, computers & software, drilling equipment, communication equipment, furniture & fixtures and any other personal property.

DO NOT REPORT CAPITAL LEASE RENT PAYMENTS ON THIS FORM.

REAL PROPERTY

| | SYSTEM LEASE RENTAL PAYMENTS | KENTUCKY LEASE RENTAL PAYMENTS |
|--------------------------------|---|---|
| Land | \$ | \$ |
| General Buildings | \$ | \$ |
| Office Buildings | \$ | \$ |
| Storage Buildings | \$ | \$ |
| Warehouses | \$ | \$ |
| Improvements | \$ | \$ |
| Right of Ways | \$ | \$ |
| Pipelines & Transmission Lines | \$ | \$ |
| Storage Space | \$ | \$ |
| Kiosk Space | \$ | \$ |
| Railroad Trackage | \$ | \$ |
| Other Real Property | \$ | \$ |
| SUBTOTAL | \$ | \$ |

PERSONAL PROPERTY

| | SYSTEM LEASE RENTAL PAYMENTS | KENTUCKY LEASE RENTAL PAYMENTS |
|--|---|---|
| Furniture & Fixtures | \$ | \$ |
| General Equipment | \$ | \$ |
| Machinery & Industrial Equipment | \$ | \$ |
| Motor Vehicles, Trucks & Trailers | \$ | \$ |
| Computers & Software | \$ | \$ |
| Business Machines & Office Equipment | \$ | \$ |
| Communication Equipment | \$ | \$ |
| Tools and Shop Equipment | \$ | \$ |
| Drilling Equipment | \$ | \$ |
| Other Personal Property | \$ | \$ |
| SUBTOTAL | \$ | \$ |
| GRAND TOTAL OPERATING LEASE RENTAL PAYMENTS | \$ | \$ |

**SUPPLEMENTAL REPORT OF OPERATIONS
 FOR CONTAINED AND RESIDENTIAL LANDFILLS**



Name of Company/Landfill _____

Permit Number _____ County Location _____

Year of Beginning Operation _____

December 31, 2014, Total Acres Owned and Leased _____ Residential _____ Contained _____

December 31, 2014, Total Permitted Acreage _____ Residential _____ Contained _____

| | Cubic Yards | Tons |
|--|--------------------|-------------|
| Total Permitted Air Space Capacity As of December 31, 2014 | _____ | _____ |
| Total Expandable Fill Air Space Capacity As of December 31, 2014 | _____ | _____ |
| Actual 2012 Waste Intake (12 Months) For Year Ending December 31, 2012 | _____ | _____ |
| Actual 2013 Waste Intake (12 Months) For Year Ending December 31, 2013 | _____ | _____ |
| Actual 2014 Waste Intake (12 Months) For Year Ending December 31, 2014 | _____ | _____ |
| Projected 2015 Waste Intake (12 Months) For Year Ending December 31, 2015 | _____ | _____ |

| | Total Gross Income | Intercompany Gross Income (Included in Total Gross Income) | Total Expenses (Excluding Interest and Income Tax Expense) |
|-----------------------------|---------------------------|---|---|
| 2011 Gross Income | _____ | _____ | _____ |
| 2012 Gross Income | _____ | _____ | _____ |
| 2013 Gross Income | _____ | _____ | _____ |
| 2014 Gross Income | _____ | _____ | _____ |
| Projected 2015 Gross Income | _____ | _____ | _____ |

NOTE: The reported total gross income is before host fees.

| December 31, 2014 | Posted Gate Rate per Ton | Average Ton Rate Charged to 3rd Party Customers | Average Ton Rate Charged to Yourself or Affiliated Entities |
|--------------------------|-------------------------------------|--|--|
| Solid Waste | _____ | _____ | _____ |
| Industrial Waste | _____ | _____ | _____ |
| Contaminated Soil | _____ | _____ | _____ |
| Asbestos | _____ | _____ | _____ |
| Other | _____ | _____ | _____ |

Total Bonding Dollar Amount Posted with the Division of Waste Management, Department of Natural Resources:
 \$ _____ as of December 31, 2014

**REPORT OF PROPERTY
SUBJECT TO THE POLLUTION
CONTROL TAX EXEMPTION**



In accordance with KRS 132.020, tangible personal property certified as a pollution control facility as defined in KRS 224.01-300 is subject to an annual ad valorem tax for state purposes only of 15 cents per \$100 of assessment value. This exemption is extended to tangible personal property only that was approved and certificated as pollution control equipment by the Kentucky Department of Revenue, Sales and Use Tax Branch.

| Property Description | Certificate Number | Certificate Effective Date | Original Cost | Net Book Value |
|----------------------|--------------------|----------------------------|---------------|----------------|
| (1) | | | \$ | \$ |
| (2) | | | \$ | \$ |
| (3) | | | \$ | \$ |
| (4) | | | \$ | \$ |
| (5) | | | \$ | \$ |
| (6) | | | \$ | \$ |
| (7) | | | \$ | \$ |
| (8) | | | \$ | \$ |
| (9) | | | \$ | \$ |
| (10) | | | \$ | \$ |
| (11) | | | \$ | \$ |
| (12) | | | \$ | \$ |
| (13) | | | \$ | \$ |
| (14) | | | \$ | \$ |
| (15) | | | \$ | \$ |
| (16) | | | \$ | \$ |
| (17) | | | \$ | \$ |
| (18) | | | \$ | \$ |
| (19) | | | \$ | \$ |
| (20) | | | \$ | \$ |
| (21) | | | \$ | \$ |
| (22) | | | \$ | \$ |
| (23) | | | \$ | \$ |

INDUSTRIAL REVENUE BOND PROPERTY



Real and tangible personal property purchased with an industrial revenue bond (IRB) is subject to taxation at a state rate only, **except that the rate shall not apply to the proportion of value of the leasehold interest created through any private financing.** This includes all privately held leasehold interests in real or tangible personal property owned and financed by a tax-exempt governmental unit or a tax-exempt statutory authority. Property used to replace retired property and not purchased directly with IRB money should not be included in the property listed.

Enter the following data to provide the information necessary to value the IRB property. If you have property purchased with multiple IRBs, use a separate form for each separate IRB.

Name of Tax-Exempt Entity Issuing Bond _____

Recipient of the Property Upon Full Amortization of the Bond _____

Face Amount of the Bond \$ _____

Amount of the Bond Spent \$ _____

Date of Bond Issuance _____

Life of the Bond (in years) _____

| | Cost | Net Book Value |
|---|------|----------------|
| Cost/Net Book Value of IRB Real Property Assessment..... | \$ | \$ |
| Cost/Net Book Value of IRB Tangible Property Assessment | \$ | \$ |
| Cost/Net Book Value of IRB Manufacturing Machinery..... | \$ | \$ |
| Cost/Net Book Value of IRB Pollution Control Equipment | \$ | \$ |
| Cost and Net Book Value of Other (specify) _____ | \$ | \$ |
| TOTAL | \$ | \$ |

The valuation of industrial revenue bond (IRB) property contemplates ownership upon full amortization of the bond issue. As such, if the property converts to the private entity upon full amortization, the property is assessed higher as the bonds ages and as the private enterprise assumes a greater leasehold interest. Conversely, if the tax-exempt statutory authority ultimately receives the property, the assessed valuation for taxation purposes begins at 100 percent and is fully amortized over the life of the bond.

Note: All real and tangible personal property purchased with an IRB must be listed on Schedules J, K and K2. Be sure to identify and segregate this IRB property from all other non-IRB property by taxing jurisdiction.

Contact the Public Service Branch at (502) 564-8175 with questions or for additional information and instructions.

PUBLIC SERVICE COMPANY SALES

Kentucky Revised Statutes 136.130 and 136.140 require public service companies to report information to the Department of Revenue when they buy or sell any assets used in a public service company. Complete this form for the sale, purchase or merger referred to in the cover letter and return to **Public Service Branch, Office of Property Valuation, Kentucky Department of Revenue, 501 High Street, Station 32, Frankfort, KY 40601-2103**. Refer questions to (502) 564-8175.

Name and Address of Buyer _____

Name and Address of Seller _____

Date of Sale _____

Sale Price (Attach independent valuations and a copy of the final sales agreement.)

Cash..... _____

Debt Assumed _____

Stock Transaction:

Share Price..... _____

Number of Shares..... _____

Other (list) _____

Total Sale Price..... _____

What portion of the sale is attributable to Kentucky? _____

If not 100 percent, how is the Kentucky portion allocated? _____

Assets Purchased

| | In Kentucky | Out-of-State |
|--|-------------|--------------|
| Number of Access Lines | _____ | _____ |
| Real Estate | _____ | _____ |
| Nonoperating Property | _____ | _____ |
| Other Tangible Personal Property | _____ | _____ |
| Accounts Receivable | _____ | _____ |
| Goodwill | _____ | _____ |
| Other _____ | _____ | _____ |

Was the sale or merger accounted for as a purchase or a pooling of interests?


Attach a sheet listing the amount and types of property involved in any assumed operating leases.

Attach a sheet describing any new operating agreements with the seller.

I declare under the penalties of perjury that the information given on this form (and any accompanying statements) has been examined by me and to the best of my knowledge and belief is true, correct and complete.


Print Name of Representative


Title of Representative



Signature of Representative

Date Signed

 **Mail to:** Public Service Branch
Office of Property Valuation
Kentucky Department of Revenue
501 High Street, Station 32
Frankfort, KY 40601-2103

 ()

Telephone Number