

# 2020 Kentucky Individual Income Tax Forms



[www.revenue.ky.gov](http://www.revenue.ky.gov)



**Electronic Filing** — *It's to your advantage! Choose one of these easy methods!*

**Federal/State Electronic Filing**—Individuals who use a professional tax practitioner to prepare their Kentucky income tax return can file both their state and federal returns by using the E-File Program. With no data entry, you can have your refund in just a few short weeks.

**Federal/State Online Filing**— This filing method offers the same benefits as the Federal/State E-Filing Program, but you prepare and file your return from the convenience of your own home computer.

**TAXPAYER ASSISTANCE—www.revenue.ky.gov**

**Refund Inquiries**—You may check the status of your refund at **www.revenue.ky.gov**. This system is available 24 hours a day, 7 days a week, and is updated nightly.

The following information from your return will be required:

- Your Social Security number shown on the return.
- The **exact** whole-dollar amount to be refunded to you.

**Kentucky Taxpayer Service Centers**—*Information and forms are available in the following locations:*

**Ashland**

1539 Greenup Avenue, 41101-7695  
(606) 920-2037

**Bowling Green**

201 West Professional Park Court, 42104-3278  
(270) 746-7470

**Corbin**

15100 North US 25E, Suite 2, 40701-6188  
(606) 528-3322

**Frankfort**

501 High Street, 40601-2103

(502) 564-4581 (General Information)  
(502) 564-3658 (Forms)

**Hopkinsville**

181 Hammond Drive, 42240-7926  
(270) 889-6521

**Louisville**

600 West Cedar Street  
2nd Floor West, 40202-2310  
(502) 595-4512

**Northern Kentucky**

Turfway Ridge Office Park  
7310 Turfway Road, Suite 190  
Florence, 41042-4871  
(859) 371-9049

**Owensboro**

Corporate Center  
401 Frederica Street  
Building C, Suite 201, 42301  
(270) 687-7301

**Paducah**

Clark Business Complex, Suite G  
2928 Park Avenue, 42001-4024  
(270) 575-7148

**Pikeville**

Uniplex Center, Suite 203  
126 Trivette Drive, 41501-1275  
(606) 433-7675

**Kentucky Department of Revenue  
Mission Statement**

*As part of the Finance and Administration Cabinet, the mission of the Kentucky Department of Revenue is to administer tax laws, collect revenue, and provide services in a fair, courteous, and efficient manner for the benefit of the Commonwealth and its citizens.*

\* \* \* \* \*

*The Kentucky Department of Revenue does not discriminate on the basis of race, color, national origin, sex, age, religion, disability, sexual orientation, gender identity, veteran status, genetic information or ancestry in employment or the provision of services.*

# What's New

**STANDARD DEDUCTION**—For 2020, the standard deduction is \$2,650.

**INTERNAL REVENUE CODE UPDATE**—HB 354 updated KRS 141.010(15) to change the Internal Revenue Code (IRC) reference date from December 31, 2017, to December 31, 2018, for purposes of computing corporation and individual income taxes. However, taxpayers who placed property into service after September 10, 2001 are required to compute Kentucky depreciation under IRC Section 168 according to the provisions in effect on December 31, 2001. Taxpayers who placed property into service after September 10, 2001 but before January 1, 2020 are required to compute the expense deduction under IRC Section 179 according to provisions in effect on December 31, 2001. Taxpayers who placed property into service on or after January 1, 2020 are required to compute the expense deduction under IRC Section 179 according to provisions in effect on December 31, 2003, except that the phase-out provisions of IRC Section 179, limiting the qualifying investment in property, shall not apply.

## INDIVIDUAL ESTIMATED TAX PAYMENTS

**2019 estimated tax rules changed to generally follow federal guidelines for individuals:**

- Four installments at 25% of the estimated tax due each;  
April 15\*, June 15\*, September 15, and January 15 of the following tax year
- Allow Annualized Income Installments
- Declaration Penalty replaced with Estimated Tax Penalty

\* Due July 15, 2020

At the direction of Governor Beshear and SB 150, the Kentucky Department of Revenue adopted the income tax relief set forth in Internal Revenue Service (IRS) Notice 2020-18, Relief for Taxpayers Affected by Ongoing Coronavirus Disease 2019 Pandemic, as well as the additional relief provided in IRS Notice 2020-20 and Notice 2020-23. This income tax relief was applicable to individual, corporate, limited liability, fiduciary and pass-through filers with filing and payment deadlines of on or after April 15, 2020 and before July 15, 2020. This relief includes:

- Kentucky income tax return filings currently due on April 15, 2020, May 15, 2020, and June 15, 2020 for individual, corporate, limited liability, fiduciary and pass-through filers, shall now be due July 15, 2020;
- Kentucky income tax payments currently due on April 15, 2020, May 15, 2020, and June 15, 2020 for individual, corporate, limited liability, fiduciary and pass-through filers, shall now be due July 15, 2020. Estimated payments due on these dates are included in the deferral; and
- The calculation and application of penalties, fees and interest corresponding to Kentucky income tax filings and payments now due on July 15, 2020 for individual, corporate and limited liability filers shall begin on July 16, 2020.

**REFUNDS**—HB 351 updated KRS Chapter 141 to require that no refund shall be made of any estimated tax paid unless a return is filed.

**FAMILY SIZE TAX CREDIT**—This credit provides benefits to individuals and families at incomes up to 133 percent of the threshold amount based on the federal poverty level. The 2020 threshold amount is \$12,760 for a family size of one, \$17,240 for a family of two, \$21,720 for a family of three, and \$26,200 for a family of four or more.

**INCOME GAP TAX CREDIT**—This credit is only available to taxpayers who are eligible to take the Family Size tax credit and have a family size of three or less. This credit was created for those taxpayers whose tax rate increased after HB 487 implemented a flat tax rate of 5%. This credit will be available for tax years 2019 and 2020.

**UNEMPLOYMENT COMPENSATION**—Kentucky does not conform to the Federal American Rescue Plan Act of 2021 which allows up to \$10,200 of unemployment compensation received in 2020 to be excluded from gross income. All unemployment compensation earned as a Kentucky resident is subject to Kentucky income tax. Any amount excluded up to the \$10,200 on the federal income tax return is required to be added back on the Kentucky individual income tax return. Kentucky residents will add back on Schedule M, Line 5 as an "Other Addition" and part-year Kentucky residents will include on 740-NP, Section B, Column B, line 13 as unemployment compensation.

**CHARITABLE CONTRIBUTIONS**—Kentucky does not conform to the federal Cares Act provision which created a \$300 "Above the Line" deduction for qualified charitable contribution. Kentucky also does not conform to the federal Cares Act provision which suspended limits on charitable contributions. The "Above the Line" contribution claimed on Federal form 1040 or 1040-SR, line 10(b) must be added back to income on Kentucky Schedule M as an "other addition." If you itemize deductions for Kentucky you may deduct your contributions on Kentucky Schedule A. Your charitable contributions will be limited to 60% of your Kentucky AGI. See instructions for Kentucky Schedule A.

**SCHEDULE KNOL**—Net operating losses generated on or after January 1, 2018, are limited to 80% of the taxable income, but any unused amount are available for carryforward indefinitely. Schedule KNOL must be completed if you are claiming a Kentucky Net Operating Loss deduction on Kentucky Schedule M. Kentucky did not adopt the CARES Act amendment for the suspension of the 80% net operating loss limitation.

**EXCESS BUSINESS LOSS LIMITATION**—Kentucky did not adopt the CARES Act amendment for the suspension of the excess business loss limitation. If you are an individual taxpayer and your net losses from your trades or businesses are more than \$255,000 (\$510,000 for married taxpayers filing jointly or married filing separately on a combined return) you will need to complete Kentucky Form 461-K. For 740 filers you will enter the amount calculated from Form 461-K, line 16 on Form 740, Schedule M, line 5 and 740-NP Filers will enter the calculated amount from Form 461-K, line 16 on Form 740-NP, page 4, line 16, Column B. The Kentucky excess business loss will be added to your net operating loss (NOL) carryforward.

**KENTUCKY SELLING FARMERS TAX CREDIT**—A nonrefundable and nontransferable credit is allowed beginning January 1, 2020 for qualified selling farmers. This credit must be approved by the Kentucky Economic Development Finance Authority. This credit must be claimed on the tax return in the first year that the credit was approved. You cannot claim more than the credit approved by the Kentucky Economic Development Finance Authority. The credit also cannot exceed \$25,000 in any taxable year. Finally, the credit cannot exceed \$100,000 over the lifetime of the selling farmers credit. Any unused credit in a taxable year may be carried forward up to five (5) years. If the credit is not utilized within the five (5) year period, the credit is lost.

**NEW WAY TO FILE**—Kentucky is now offering a new way of filing your return free of charge. If you would like to fill out your Kentucky forms and schedules without software help or assistance you may use the new KY File website at [filetaxes.ky.gov](http://filetaxes.ky.gov). This website is designed to be the simple electronic equivalent of a paper form. It will provide basic mathematical and error checks but unlike most software it does not ask about or explain tax situations. Your federal forms should be completed before accessing the new KY File website. You will have the option to submit the completed return electronically or print the return and mail it in.

#### **ADDRESS UPDATES—**

**For returns requesting a refund or returns with no payment mail to:**

KENTUCKY DEPARTMENT OF REVENUE  
FRANKFORT KY 40618-0006

**For returns with a payment mail to:**

KENTUCKY DEPARTMENT OF REVENUE  
FRANKFORT KY 40619-0008



Do not use the following addresses, which are no longer valid.

PO Box 856970  
Louisville, KY 40285-6970

PO Box 856980  
Louisville, KY 40285-6980

---

## **Reminders**

**TAX RATE**—For tax years beginning on or after January 1, 2018, the individual income tax rate is a flat 5%.

**KENTUCKY SCHEDULE A**—The following itemized deductions claimed on Schedule A have been restored for taxable years beginning on or after January 1, 2019:

- Investment Interest deduction under IRC Section 163
- Gambling loss deduction under IRC Section 165(d)

**YMCA YOUTH ASSOCIATION FUND**—KRS 141.4425 allows an individual to contribute all or part of their refund to the YMCA Youth Association Fund. Designated funds provide scholarships to Kentucky schools and students attending the Kentucky Youth Assembly (KYA).

**CHARITABLE CONTRIBUTIONS**—If you receive or expect to receive a state or local tax credit for making a charitable contribution, you must deduct the amount of the credit from the amount of the charitable contribution you claim on your tax return. You do not have to deduct the state or local credits if dollar-for-dollar the credit or fair market value of the property transferred is less than 15% of the charitable contribution (see Federal Publication 526 for additional information).

**INVENTORY TAX CREDIT**—A nonrefundable and nontransferable income tax credit is allowed for ad valorem taxes timely paid on inventory described in KRS 132.020(1)(n) or 132.099 on or after January 1, 2018. The credit is phased-in as follows.

- 2018 – 25% of tax paid
- 2019 – 50% of tax paid
- 2020 – 75% of tax paid
- 2021 – 100% of tax paid

# General Information

## Which form should I file?

**File Form 740 if you are a full-year Kentucky resident and meet the filing requirements in the Instructions for Form 740.**

**File Form 740-NP if you are a nonresident and:**

- had income from Kentucky sources.

**or are a part-year Kentucky resident and:**

- moved into or out of Kentucky during the taxable year.
- had income while a Kentucky resident.
- had income from Kentucky sources while a nonresident.

**File Form 740-NPR if you are a resident of a reciprocal state: Illinois, Indiana, Michigan, Ohio, Virginia, West Virginia and Wisconsin and you had Kentucky income tax withheld and had no other income from Kentucky sources.**

## Computer-Generated Returns and 2-D Bar Code

Most software packages produce a 2-D bar code. The Department of Revenue scans the bar code that contains all of the information needed to process your return. The bar code is printed in the upper right-hand corner of the return when you prepare your return using an approved software package. **Last minute changes** should be entered into the program and the **entire** return printed again so that the bar code also contains the correct information. This bar code should not be covered up or marked through. Using the bar code reduces data entry errors for the department and results in a faster refund for you.

Check to be sure your software generates an acceptable form. A list of vendors whose software has been approved is posted on the Internet at [www.revenue.ky.gov](http://www.revenue.ky.gov), the Department of Revenue's Web site.

## New Way to File

Kentucky is now offering a new way of filing your return free of charge. If you would like to fill out your Kentucky forms and schedules without software help or assistance you may use the new *KY File* website to file your current year return. This website is designed to be the simple electronic equivalent of a paper form. It will provide basic mathematical and error checks but unlike most software it does not ask about or explain tax situations. Your federal forms should be completed before accessing the new *KY File* website. You can access the *KY File* website at [Filetaxes.ky.gov](http://Filetaxes.ky.gov).

## Where to Get Forms

Forms and instructions are available online from the Department of Revenue's Website at [www.revenue.ky.gov](http://www.revenue.ky.gov) and at all Kentucky Taxpayer Service Centers. They may also be obtained by writing FORMS, Kentucky Department of Revenue, 501 High Street, Station 23B, Frankfort, KY 40601, or by calling (502) 564-3658.

## Address Change

If you move after you file your tax return, please notify the Kentucky Department of Revenue of your new address. This can be done by sending a change of address card (available at your local post office) to: Taxpayer Assistance Section, Kentucky Department of Revenue, P.O. Box 181, Station 56, Frankfort, KY 40602-0181. Notification can also be made to any Kentucky Taxpayer Service Center. A list of locations is included in your packet.

## Refund Inquiries

You may check the status of your refund at [www.revenue.ky.gov](http://www.revenue.ky.gov). This system is available 24 hours a day, 7 days a week,

and is updated nightly. The following information from your return will be required:

- Your Social Security Number shown on the return.
- The **exact** whole-dollar amount to be refunded to you.

Information about electronically filed returns should be available within 72 hours of receipt. Information about other refund requests filed on paper will be available after the return has completed initial processing (approximately 12 weeks).

## Need a Copy of Your Tax Return?

If you need a copy of your tax return, you must send your request in writing to: Taxpayer Assistance Section, Kentucky Department of Revenue, P.O. Box 181, Station 56, Frankfort, KY 40602-0181. Please include your name(s) as it appeared on your return, Social Security number(s), your complete mailing address, and a photo ID. To ensure confidentiality, all requests must include your signature.

## How Long Should Records be Kept?

Keep a copy of your tax return, worksheets and records of all items appearing on it (such as Forms W-2 and 1099 or other receipts) until the statute of limitations runs out for that return. Usually, this is four years from the date the return was due or filed (with extensions), or the date the tax was paid, whichever is later. You should keep some records longer. For example, keep property records (including those on your home) as long as they are needed to figure the basis of the original or replacement property.





---

## Filing as an Injured Spouse on Your Federal Form 1040?

**Kentucky does not recognize the federal injured spouse form.** Income tax refunds may be withheld by the department if you owe money to the Kentucky Department of Revenue, another state agency or the Internal Revenue Service.

Kentucky law requires the offset of the entire refund if a joint return is filed. **If spouses want to keep their tax liabilities and/or refunds separate, each must file a separate tax form.** If you choose to file separately on a combined return, for agencies other than the Department of Revenue, the refund will be apportioned between spouses, based on each spouse's income. The indebted spouse's refund will then be paid to the appropriate agency.

---

## Death of a Taxpayer

If a taxpayer died before filing a return for 2020, the taxpayer's spouse or personal representative may have to file and sign a return for that taxpayer. A personal representative can be an executor, administrator or anyone who is in charge of the deceased taxpayer's property. If the deceased taxpayer did not have to file a return but had tax withheld, a return must be filed to get a refund. The person who files the return should check the applicable deceased box at the top of the return.

If your spouse died in 2020 and you did not remarry in 2020, you can file jointly or separately on a combined return. The return should show your spouse's 2020 income before death and your income for all of 2020. You can also file jointly or separately on a combined return if your spouse died in 2021 before filing a 2020 return. Write **"Filing as surviving spouse"** in the area where you sign the return. If someone else is the personal representative, he or she must also sign.

---

## Death of Military Personnel Killed in Line of Duty

KRS 141.019(k) exempts all income earned by soldiers killed in the line of duty from Kentucky tax for the year during which the death occurred and the year prior to the year during which the death occurred.

The exemption applies to tax years beginning after December 31, 2001. The income exclusion applies to all income from all sources of the decedent, not just military income. The exclusion includes all federal and state death benefits payable to the estate or any beneficiaries.

Amended returns may be filed for the year the soldier was killed in the line of duty and the year prior to the year of death. The amended returns must be filed within the statute of limitations period; four years from the due date, the extended due date or the date the tax was paid, whichever is later.

If a combined return was filed, the exclusion would apply to the income reported in Column A or Column B of the Kentucky return attributable to the military member. If a joint return was filed, the income must be separated accordingly. Refunds will be issued in the names on the original return. Beneficiaries or estates that received death benefits that were included in a Kentucky return may file an amended return to request a refund of taxes paid on the benefit.

The Department of Revenue will use the Veterans Administration definition for "in the line of duty," which states that a soldier is in the line of duty when he or she is in active military service, whether on active duty or authorized leave; unless the death was the result of the person's own willful misconduct.

---

## Income Tax Withholding for 2021

You may elect to increase your withholding by updating your K-4 with your employer. Or if you do not expect to have any tax liability for the current year or you meet the modified gross income requirement, you may be entitled to claim an exemption from withholding of Kentucky income tax.

---

## 2021 Estimated Tax Payments

Individuals who can reasonably expect to have income of more than \$5,000 from which no Kentucky income tax will be withheld may be required to make estimated tax payments on Form 740-ES. However, if the amount of estimated tax is \$500 or less, no estimated payments are required. Individuals who do not prepay at least 90% of the tax to be shown on the 2021 tax return, or 100% of the tax shown on the 2020 tax return, may be subject to a penalty for underpayment of estimated tax. For more information on calculating the penalty, please refer to Form 2210-K. Prepayments for 2021 may be made through withholding, a credit forward of a 2020 overpayment or estimated tax installment payments.

Estimated tax installments may now be made electronically at [www.revenue.ky.gov](http://www.revenue.ky.gov), using Form EPAY, or when electronically filing your return using Form 8879-K, or through mailing a 740-ES with payment.

The instructions for Form 740-ES include a worksheet for calculating the amount of estimated tax due and for making installment payments. These forms may be obtained from the Kentucky Department of Revenue, P. O. Box 518, Frankfort, KY 40602-0518, or any Kentucky Taxpayer Service Center, or by calling (502) 564-3658.

---

## Return Adjustments

If the Department of Revenue adjusts your return and you do not understand the adjustment, you may write to Taxpayer Assistance, Kentucky Department of Revenue, P.O. Box 181, Station 56, Frankfort, KY 40602-0181 or call (502) 564-4581. If you disagree with an adjustment made to your return, you may appeal that adjustment by submitting a written protest within 60 days of notification.

---

## Amended Returns

If you discover that you omitted deductions or otherwise improperly prepared your return, you may obtain a refund by filing an amended return within four years of the due date of the original return. *You are required to file an amended return to report omitted income.* For 2017 and later use form 740 and check the box for amended. For 2016 and prior, use Form 740-X. You may obtain these forms by contacting a Kentucky Taxpayer Service Center or writing FORMS, Kentucky Department of Revenue, P. O. Box 518, Frankfort, KY 40602-0518. You may also download forms at [www.revenue.ky.gov](http://www.revenue.ky.gov) the Department of Revenue's website.

---

## Federal Audit Adjustments



Taxpayers who have received a final determination of an Internal Revenue Service audit must submit a copy to the department within 180 days of its conclusion. The information should be submitted to the Individual Governmental Program Section, Kentucky Department of Revenue, P.O. Box 1074, Station 68, Frankfort, KY 40602-1074.

---

## Confidentiality

Kentucky Revised Statute 131.190 requires the Department of Revenue to maintain strict confidentiality of all taxpayer records. No employee of the Department of Revenue may divulge any information regarding the tax returns, schedules or reports required to be filed. However, the Department of Revenue is not prohibited from providing evidence to or testifying in any court of law concerning official tax records. **Also, Department of Revenue employees or any other person authorized to access confidential state information are prohibited from intentionally viewing such information without an official need to view.**

The department may provide official information on a confidential basis to the Internal Revenue Service or to any other governmental agency with which it has an exchange of information agreement whereby the department receives similar or useful information in return.

---

---

## Extension of Time to File

Taxpayers who are unable to file a return by April 15 may request an extension. Taxpayers may elect to file this request electronically or by mailing the extension to the Department of Revenue on or before the due date of the return. The request must state a reasonable cause for the inability to file. Inability to pay is not an acceptable reason. Acceptable reasons include, but are not limited to, destruction of records by fire or flood and serious illness of the taxpayer. Extensions are limited to six months. **A copy of the Kentucky extension request must be enclosed with the return.**

Individuals who receive a federal extension are not required to request a separate Kentucky extension. They can meet the requirements by enclosing a copy of the application for automatic federal extension to the Kentucky return.

**IRS extensions by e-file (by personal computer or a tax professional)**—Enclose a copy of Form 4868 with the confirmation number in the lower right-hand corner of the form or a copy of the electronic acknowledgment.



**Military Personnel**—Kentucky residents who are in the military are often granted extensions for tax filings when serving outside the United States. Any extension granted for federal income tax purposes will be honored for Kentucky income tax purposes.

**Combat Zone Extension**—Members of the Army, Navy, Marines, Air Force, or Public Health Service of the United States government who serve in an area designated as a combat zone by presidential proclamation shall not be required to file an income tax return and pay the taxes, which would otherwise become due during the period of service, until 12 months after the service is completed. Members of the National Guard or any branch of the Reserves called to active duty to serve in a combat zone are granted the same extension.

**Interest and Penalties**—Interest at the “tax interest rate” applies to any income tax paid after the original due date of the return. If the amount of tax paid by the original due date is less than 75 percent of the tax due, a **late payment penalty** may be assessed (minimum penalty is \$10).

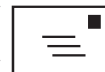
**Interest and penalty charges can be avoided or reduced** by sending payment with your extension request by the due date. If you wish to make a payment

prior to the due date of your return when using the:

- (1) **Kentucky Extension**—Complete Section II, Kentucky Extension Payment Voucher, of the Application for Extension of Time to File, Form 740EXT, and send with payment. Write “KY Income Tax—2020” and your Social Security number(s) on the face of the check.
  - (2) **Federal Automatic Extension**—Make a copy of the lower portion of the federal Application for Automatic Extension, Form 4868, and send with payment. Write “KY Income Tax—2020” and your Social Security number(s) on the face of the check.
- 

## Personal Property Forms

Kentucky business taxpayers are reminded to report all taxable personal property, except motor vehicles, owned on January 1 to either the property valuation administrator in the county of residence (or location of business) or the Office of Property Valuation in Frankfort. Tangible personal property is to be reported on the Tangible Personal Property Tax Return, Form 62A500.



The due date for this return is May 15. **Do not mail this return with your income tax return; use a separate envelope.**

---

## Kentucky State Treasury—Unclaimed Property

**Individuals**—The Kentucky State Treasury may be holding unclaimed property for you or your family. The Treasury holds hundreds of millions of dollars from bank accounts, payroll checks, life insurance, utility deposits, and other types of property that have been unclaimed by the owners. Please visit [www.treasury.ky.gov](http://www.treasury.ky.gov) or [www.missingmoney.com](http://www.missingmoney.com) for more information on how to locate and claim any funds that may belong to you.

**Businesses**—Kentucky businesses are required to comply with the Kentucky Revised Uniform Unclaimed Property Act, codified as KRS Chapter 393A. If you have uncashed vendor checks, payroll checks, unclaimed customer deposits or refunds, or other types of property belonging to third-parties, you may be required to turn the property over to the Kentucky State Treasury. Please review KRS Chapter 393A, or visit [treasury.ky.gov](http://treasury.ky.gov) for more information.

---

**This page has been intentionally left blank.**



## 2020 FEDERAL/KENTUCKY INDIVIDUAL INCOME TAX DIFFERENCES

*Kentucky income tax law is based on the federal income tax law in effect on December 31, 2018.* The Department of Revenue generally follows the administrative regulations and rulings of the Internal Revenue Service in those areas where no specific Kentucky law exists.

The chart below provides a quick reference guide to the major federal/Kentucky differences. It is not intended to be all inclusive. Items not listed may be referred to the Department of Revenue to determine Kentucky tax treatment.

PROVISION	FEDERAL TAX TREATMENT	KENTUCKY TAX TREATMENT
1. Interest from Federal Obligations	Taxable	Exempt
2. Retirement Income from:		Partially exempt if retired after December 31, 1997; exempt if retired before January 1, 1998; Schedule P may be required
Commonwealth of Kentucky Retirement Systems	Taxable	
Kentucky Local Government Retirement Systems	Taxable	
Federal and Military Retirement Systems	Taxable	
3. Pensions and Annuities Starting After 7/1/86 and Before 1/1/90	3-year recovery rule eliminated	3-year recovery rule retained
4. Other Pension and Annuity Income	Taxable	100% excludable up to \$31,110 per taxpayer; Schedule P may be required
5. Benefits from U.S. Railroad Retirement Board	May be taxable	Exempt; Schedule P may be required
6. Social Security Benefits	May be taxable	Exempt
7. Capital Gains on Sale of Kentucky Turnpike Bonds	Taxable	Exempt
8. Other States' Municipal Bond Interest Income	Exempt	Taxable
9. Kentucky Local Government Lease Interest Payments	Taxable	Exempt
10. Capital Gains on Property Taken by Eminent Domain	Taxable	Exempt
11. Election Workers—Income for Training or Working at Election Booths	Taxable	Exempt
12. Artistic Contributions	Noncash contribution allowed as itemized deduction	Appraised value allowed as itemized deduction or adjustment to income
13. State Income Taxes	Deductible	Nondeductible
14. Leasehold Interest—Charitable Contribution	May be deductible	Deductible; Schedule HH required
15. Work Opportunity Credit (federal Form 5884)	Tax credit allowed; wage expense reduced by amount of credit	No credit allowed; entire wage expense is deductible
16. Welfare to Work Credit (federal Form 8861)	Tax credit allowed; wage expense reduced by amount of credit	No credit allowed; wage expense reduced by amount of federal credit
17. Child and Dependent Care Credit	Tax credit based on expenses	20% of federal credit
18. Family Size Tax Credit	No credit allowed	Decreasing tax credit allowed
19. Education Tuition Tax Credit	Tax credit based on expenses	Credit allowed Form 8863-K required
20. Child's Income Reported by Parent	Permitted; taxed at parent's rate	Not permitted
21. Active Duty Military Pay	Taxable	Exempt
22. Certain Business Expenses of Reservists	Deductible	Nondeductible
23. Moving Expenses for Members of the Armed Forces	Deductible	Nondeductible
24. Medical and Dental Expenses	Deductible	Nondeductible
25. Local Income Taxes	Deductible—limited	Nondeductible
26. Real Estate Taxes	Deductible—limited	Nondeductible
27. Personal Property Taxes	Deductible—limited	Nondeductible
28. Casualty and Theft Losses	Deductible	Nondeductible
29. Job Expenses and Other Miscellaneous Deductions	Nondeductible	Nondeductible
30. Excess Business Loss	Suspended	Complete Form 461-K, if applicable
31. Net Operating Loss - 80% Limitations	Suspended	Complete Schedule KNOL, if applicable

**This page has been intentionally left blank.**

# INSTRUCTIONS

## 2020 FORM 740

### *Do You Have to File a Kentucky Return?*

If you were a Kentucky resident for the entire year, your filing requirement depends upon your family size, modified gross income, Kentucky adjusted gross income and income from self-employment. You must file if your modified gross income exceeds the amount in Chart A and your Kentucky adjusted gross income exceeds the amount in Chart B.

*Complete your federal tax return first. If you are not required to file a federal tax return, see instructions for line 5.*

#### **MODIFIED GROSS INCOME AND FAMILY SIZE** (Use With Chart A)

**Family Size**—Consists of yourself, your spouse if married and living in the same household and qualifying children. For the purposes of computing the Family Size Tax Credit, the maximum family size is four.

**Qualifying Dependent Child**—Means a qualifying child as defined in Internal Revenue Code Section 152(c), and includes a child who lives in the household but cannot be claimed as a dependent if the provisions of Internal Revenue Code Section 152(e)(2) and 152(e)(4) apply. In general, to be a taxpayer's qualifying child, a person must satisfy four tests:

- **Relationship**—The taxpayer's child or stepchild (whether by blood or adoption), foster child, sibling or stepsibling, or a descendant of one of these.
- **Residence**—Has the same principal residence as the taxpayer for more than half the tax year. A qualifying child is determined without regard to the exception for children of divorced or separated parents. Other federal exceptions apply.
- **Age**—Must be under the age of 19 at the end of the tax year, or under the age of 24 if a full-time student for at least five months of the year, or be permanently and totally disabled at any time during the year.
- **Support**—Did not provide more than one-half of his/her own support for the year.

**Modified Gross Income**—Modified gross income is the greater of federal adjusted gross income adjusted to include interest income derived from municipal bonds (non-Kentucky) and lump-sum pension distributions not included in federal adjusted gross income; **or** Kentucky adjusted gross income adjusted to include lump-sum pension distributions not included in federal adjusted gross income.

<b>Chart A</b>	
If Your <b>Family Size</b> is:	Your <b>Modified Gross Income</b> is greater than:
One.....	<b>and</b> ..... \$12,760
Two.....	<b>and</b> ..... \$17,240
Three.....	<b>and</b> ..... \$21,720
Four or More .....	<b>and</b> ..... \$26,200

#### **KENTUCKY ADJUSTED GROSS INCOME** (Use Chart B if Modified Gross Income is Greater Than the Amounts in Chart A)

**Kentucky Adjusted Gross Income**—Consists of your federal adjusted gross income plus any additions and subtractions from Schedule M, Modifications to Federal Adjusted Gross Income.

<b>Chart B</b>	
If Your <b>Filing Status</b> is:	Your <b>Kentucky Adjusted Gross Income</b> is greater than:
Single— Under age 65.....	<b>and</b> ..... \$ 2,650
Single— Age 65 or over or blind.....	<b>and</b> ..... \$ 3,450
Single— Age 65 or over and blind.....	<b>and</b> ..... \$ 4,250
Taxpayer and Spouse— Both under age 65.....	<b>and</b> ..... \$ 2,650
Taxpayer and Spouse— One age 65 or over .....	<b>and</b> ..... \$ 3,450
Taxpayer and Spouse— Both age 65 or over .....	<b>and</b> ..... \$ 4,250

**TAXPAYERS WITH SELF-EMPLOYMENT INCOME**—Must file a Kentucky individual income tax return regardless of the amount of Kentucky adjusted gross income used in the Chart B if you have gross receipts from self-employment in excess of modified gross income for your family size in Chart A.

Part-time or part-year workers may have income taxes withheld from their paychecks even though the filing requirements are not met. An income tax return must be filed to claim a refund of the Kentucky taxes withheld.

**TIP:** *Even though the filing requirements are not met, an income tax return must be filed to claim a refund of the Kentucky taxes withheld.*

## FILING REQUIREMENTS (Continued)

A child meeting the filing requirements must file a return even though being claimed as a dependent by the parent. Kentucky income tax law contains no special provisions for taxing the income of a minor child at the parent's tax rates nor the reporting of income of a child on the parent's return.

Generally, all income of Kentucky residents, regardless of where it was earned, is subject to Kentucky income tax.

### Nonresidents and part-year residents must report income on Form 740-NP.

**Military Personnel—MILITARY PAY EXCLUSION**—Effective for taxable years beginning on or after January 1, 2010, all military pay received by active duty members of the Armed Forces of the United States, members of reserve components of the Armed Forces of the United States, and members of the National Guard will be exempt from Kentucky income tax KRS 141.019(l).

Soldiers will claim the exemption by excluding military pay when filing a Kentucky individual income tax return starting with the 2010 return. Provided the military member has no income other than military pay, he or she would not be required to file a Kentucky income tax return. The military pay exemption applies to all Kentucky military members regardless of where the member is stationed. Kentucky income tax should no longer be withheld from checks received for military pay, beginning January 1, 2010. If Kentucky income tax is incorrectly withheld from a soldier's military pay, the Department of Revenue will refund the tax withheld.

Kentucky residents who are in the military are often granted extensions for military service when serving outside the United States. Any extension granted for federal income tax purposes will be honored for Kentucky income tax purposes.

**For Fiscal Year Filers Only**—Most people pay taxes for a calendar year. However, if you file for a taxable year other than a calendar year or for part of a year, enter the beginning and ending dates of that year on the line at the top of the form.

**For Deceased Taxpayers**—If a taxpayer died before filing a return for 2020, the person who files the return should check the applicable deceased box.

## When and Where to File

The income tax return for calendar year 2020 must be postmarked or submitted electronically no later than April 15, 2021, to avoid penalties and interest. Mail to:

### Refund/Other Returns

Kentucky Department of Revenue  
Frankfort, KY 40618-0006

### Pay Returns

Kentucky Department of Revenue  
Frankfort, KY 40619-0008


APRIL 2021						
S	M	T	W	T	F	S
				1	2	3
4	5	6	7	8	9	10
11	12	13	14	15	16	17
18	19	20	21	22	23	24
25	26	27	28	29	30	

Taxpayers who expect refunds should file as early as possible to receive refunds promptly. If you have your tax return prepared by another person, you may wish to mail the return yourself in order to ensure prompt filing.

**Social Security Number**—You are required to provide your social security number per Section 405, Title 42, of the United States Code. This information will be used to establish your identity for tax purposes only.

## Political Party Fund Designation

You may designate \$2 of your taxes to either the Democratic or Republican party if you have a tax liability of at least \$2 (\$4 for married persons filing joint returns). Fifty cents will be paid to the corresponding political organization in your county of residence and the remainder will be paid to the respective state political party. *This designation will not increase your tax or decrease your refund.* You may make this designation by checking the applicable box. A taxpayer and spouse may each make a designation. Persons making no designation should check the "No Designation" box.



## Reporting Periods and Accounting Procedures

Kentucky law requires taxpayers to report income on the same calendar or fiscal year and to use the same methods of accounting as required for federal income tax purposes. Any federally approved change in accounting period or methods must be reported to the Kentucky Department of Revenue. Enclose a copy of the federal approval.

Changes to federal income tax law made after the Internal Revenue Code reference date contained in KRS 141.010(15) shall not apply for purposes of Chapter 141 unless adopted by the General Assembly.

## Filing Status

**Legal liabilities are affected by the choice of filing status.** Married persons who file joint or combined returns are jointly and severally liable for all income taxes due for the period covered by the return. That is, each spouse may be held legally responsible for payment of taxes on income earned by the other. If spouses want to credit the refund of one against the liability of the other or combine their tax liabilities or refunds, they must file a combined return. **If spouses want to keep their tax liabilities and/or refunds separate, each must file a separate tax form.**

Check the box that describes your filing status. If you are married, filed a joint federal return and both you and your spouse had income, you may be able to reduce your tax by using Filing Status 2 rather than Filing Status 3.

**Filing Status 1, Single**—Use this filing status if you are unmarried, divorced, widowed, legally separated by court decree, or if you filed as "Head of Household" or "Qualifying Widow(er)" on your federal return.

**Filing Status 2, Married Filing Separately on This Combined Return**—Use this filing status to report your incomes individually but on only one tax form. You do this by filling in both Columns A and B. You may file separately on this combined return regardless of whether you filed jointly or separately for federal purposes if both you and your spouse had income. This filing status usually results in a lower tax than Filing Status 3.

Each spouse must claim his or her own income and deductions. The total of line 5, Columns A and B, must equal the combined federal adjusted gross income.

**Filing Status 3, Married Filing Joint Return**—Use this filing status if you and your spouse choose to file a joint return even if one spouse had no income. Jointly means that you and your spouse add your incomes together and report in Column B. If both you and your spouse have income, it may be to your benefit to use Filing Status 2.

**Filing Status 4, Married Filing Separate Returns**—If using this filing status, you and your spouse must file two separate tax forms. When filing separate returns, the name and Social Security number of each spouse must be entered on both returns. Enter the spouse's Social Security number in the block provided, and enter the name on line 4.

### Adjusted Gross Income

#### Line 5, Federal Adjusted Gross Income

Enter the total amount of your federal adjusted gross income from your federal income tax return in Column B if Filing Status 1, 3 or 4 is used. Use Column A only when entering your spouse's income on a combined return (Filing Status 2). When using Filing Status 2, Columns A and B, line 5, must equal your federal adjusted gross income. **(Do not confuse federal adjusted gross income with federal taxable income shown on the federal return.)**

Where taxpayer and spouse have filed a joint return for federal income tax purposes and have not elected to file a joint Kentucky income tax return, each spouse must claim his or her own income and deductions.

**If you are not required to file a federal income tax return**, enter on line 5 the total of wages, salaries, tips, fees, commissions, bonuses, other payments for personal services, taxable scholarships and fellowships, taxable interest and dividends, trade or business income, unemployment compensation and all other income from sources within and without Kentucky including amounts not reported on enclosed wage and tax statements (Schedule KW-2). If you have income not supported by a wage and tax statement, enclose a supporting schedule showing the source and amount.

**Determining Kentucky Adjusted Gross Income**—Kentucky law requires that the individual income tax return begin with federal adjusted gross income and be adjusted for any differences to arrive at Kentucky adjusted gross income. Schedule M is designed to make "additions to" federal adjusted gross income and provides for "subtractions from" federal adjusted gross income. For a list of differences, see the Federal/Kentucky Individual Income Tax Differences chart and the line-by-line instructions.

**Line 6—Additions to Federal Adjusted Gross Income**—Enter amount from Schedule M, Part I, line 6.

**Line 8—Subtractions from Federal Adjusted Gross Income**—Enter amount from Schedule M, Part II, line 17.

**Line 9—Kentucky Adjusted Gross Income**—Subtract line 8 from line 7. This is your **Kentucky Adjusted Gross Income**.

### Taxable Income

**Line 10, Deductions**—Taxpayers may elect to itemize deductions or elect to use the standard deduction of \$2,650. *If one spouse itemizes deductions, the other must itemize.* See specific instructions for Schedule A.

Itemizers, complete Schedule A and enter allowable deductions on line 10.


Nonitemizers, enter the standard deduction of \$2,650. If married filing separately on a combined return, enter \$2,650 in both Columns A and B. **If filing a joint return, only one \$2,650 standard deduction is allowed.**

**Line 11**—Subtract line 10 from line 9. This is your **Taxable Income**.

### Tax

#### Line 12—Determining Your Tax

**Tax Computation**—Multiply line 11 by 5% (.05).

**Farm Income Averaging, Schedule J**—If you elect farm income averaging on your federal return, you may also use this method for Kentucky. The amount of income you may average is limited to the amount elected for federal purposes. Enter tax from Schedule J, line 22, on Form 740, line 12, and check the box for "Schedule J." Enclose completed Schedule J. 

**Line 13, Lump-Sum Distribution—Special 10-Year Averaging**—Kentucky allows a special 10-year averaging method for determining tax on lump-sum distributions received from certain retirement plans that qualify for federal 10-year averaging. If this special method is used for federal purposes, Form 4972-K, Kentucky Tax on Lump-Sum Distributions, and Schedule P, Pension Income Exclusion, must be filed with Form 740. Enter tax from Form 4972-K and check the box.

**Recycling Composting Recapture**—Enter amount from Schedule RC-R and check the box.

**Distilled Spirits Recapture**—Enter amount from Schedule DS-R and check the box.

**Angel Investor Recapture**—Enter amount of Angel investor income tax credit recapture and check the box.

If Form 4972-K, Schedule RC-R, Schedule DS-R and/or you had an angel investor recapture, add the amounts together and enter the total on line 13.



**Line 15**—Enter amounts from Schedule ITC, Section A, lines 25E and 25F. See instructions for Schedule ITC.

**Line 17**—Enter amounts from Schedule ITC, Section B.

**NOTE:** Use only if 65 or over, blind, or in Kentucky National Guard. See instructions for Schedule ITC.

**Line 19, Total Tax Liability**—Married taxpayers filing a combined return must add the amounts on line 18, Columns A and B, and enter the sum on line 19. Other taxpayers should enter the amount from line 18, Column B, on line 19.

**Line 20 and Line 21, Family Size Tax Credit**—The Family Size Tax Credit is based on modified gross income (MGI) and the size of the family. If your total MGI is \$34,846 or less, you may qualify for Kentucky Family Size Tax Credit.

Enter Family Size. See Schedule ITC for instructions.

Enter Family Size Tax Credit decimal amount determined from Family Size Tax Credit Table. See instructions for Schedule ITC.

**Line 23, Education Tuition Tax Credit**—Complete Form 8863-K to claim this credit. See form and instructions.

**Line 24, Child and Dependent Care Credit**—Enter in the space provided the amount of credit calculated on federal Form 2441, line 11, for child and dependent care expenses. Multiply this amount by 20 percent (.20), and enter result on line 24.

If you do not meet the filing requirements to file a federal income tax return but would have been entitled to the federal child and dependent care credit, you may claim the child and dependent care credit for Kentucky purposes. Complete and enclose federal Form 2441, state on the form “did not meet federal filing requirements” and follow instructions for line 24.

**Line 25, Income Gap Tax Credit**—The income gap tax credit is based on modified gross income (MGI) and the size of the family. See Schedule ITC for instructions.

## Line 27, Kentucky Use Tax

### Important Reminder from the Department of Revenue About Out-of-State Purchases:

**If you made untaxed purchases from out-of-state retailers, the use tax line on your return should contain a number.**

Like every other state that has a sales tax, Kentucky has a use tax that requires that out-of-state purchases of tangible personal property, digital property and extended warranties for use in Kentucky be taxed at the same amount as if they had taken place in Kentucky and subjected to Kentucky's sales tax. This ensures equality of treatment between in-state and out-of-state transactions. Although the use tax has been in the tax code since 1960, it is now more relevant than ever because of the increasing percentage of online sales. Pursuant to KRS 139.330, a 6 percent use tax is due if you make out-of-state purchases for storage, use or other consumption in Kentucky and did not pay at least 6 percent state sales tax to the seller at the time of purchase. **For example, if you order from catalogs, make purchases through the Internet, or shop outside Kentucky** for items such as clothing, shoes, jewelry, cleaning supplies, furniture, computer equipment, pre-written computer software, office supplies, books, souvenirs, exercise equipment or subscribe to magazines, you may owe use tax to Kentucky. It is important to remember that use tax applies **only** to items purchased from a retailer outside Kentucky, including another country, which would have been taxed if purchased in Kentucky.

For your convenience, a Use Tax Calculation Worksheet and Optional Use Tax Table are provided below. The Optional Use Tax Table is designed for those purchases of less than \$1,000. If you made **untaxed** out-of-state purchases in amounts under \$1,000, but do not have records readily available that show the amount of those purchases, you may use the Optional Use Tax Table below to estimate the compensating use tax based on your Kentucky Adjusted Gross Income (KYAGI). All **untaxed** purchases in the amount of \$1,000 or greater must be accounted for on an actual basis using the Use Tax Calculation Worksheet. Failure to timely report may result in assessment of penalty and interest in addition to the tax amount due.

#### Optional Use Tax Table

KY AGI* Tax	
\$0 - \$10,000 .....	\$4
\$10,001 - \$20,000 .....	\$12
\$20,001 - \$30,000 .....	\$20
\$30,001 - \$40,000 .....	\$28
\$40,001 - \$50,000 .....	\$36
\$50,001 - \$75,000 .....	\$50
\$75,001 - \$100,000 .....	\$70
Above \$100,000 .....	Multiply AGI by 0.08% (0.0008)

\* AGI from line 9 on KY Form 740 or KY Form 740-NP.

#### Use Tax Calculation Worksheet

**Call 502-564-5170 for assistance.**

1. Purchases of \$0 to \$1,000 x 6 percent (.06)	\$
<b>OR Use Tax Table Amount</b>	
2. Purchases of \$1,000 or more x 6 percent (.06)	\$
3. Total Use Tax Due (add lines 1 and 2)	\$

**Report this amount on Form 740 or 740-NP, line 27.**

#### Credit Against the Kentucky Use Tax Due

You may reduce or eliminate the amount of Kentucky use tax due by the amount of state sales tax paid to the out-of-state seller on the same transaction. The reduction may not exceed the amount of Kentucky use tax due on the purchase. For example, if Georgia state sales tax of 4 percent is paid, only the additional 2 percent is due to Kentucky, or if Illinois state sales tax of 6.25 percent is paid, no additional Kentucky use tax is due. Sales tax paid to a city, county or another country cannot be used as a credit against Kentucky use tax due.

#### Need more information about use tax?

Visit our website at: [www.revenue.ky.gov](http://www.revenue.ky.gov)

**Call or write:**  
 Kentucky Department of Revenue  
 Attention: Use Tax  
 P.O. Box 181, Station 53  
 Frankfort, KY 40602-0181

Monday—Friday  
 8 a.m.—5:00 p.m., ET  
 (502) 564-5170



**Line 29, Amended returns only**—Enter any overpayment received from your original return.

**Line 31(a), Tax Withheld**—Enter the amount of Kentucky income tax withheld as shown on your Schedule KW-2. **This schedule** must be enclosed with your return. It is no longer necessary to submit W-2s, 1099s, and W2Gs with your return. Please retain these forms with your records and provide upon request.

You will not be given credit for Kentucky income tax withheld unless you enclose the Schedule KW-2.

Employers are required to give these wage and tax statements to employees no later than January 31, 2021. If by March 1 you are unable to obtain a wage and tax statement from an employer, contact the Department of Revenue for instructions.

You may not claim credit for tax **withheld** by another state. Within certain limitations, Kentucky residents may claim a credit for nonrefundable individual income tax **paid** to other states. See Schedule ITC, Section A, line 5.

Local government occupational, license or income tax must not be included on line 31(a).

**Line 31(b), Estimated Tax/Extension Payments Paid**—Enter Kentucky estimated tax payments made for 2020 and amounts credited from the 2019 return.

Also, include on line 31(b) payments prepaid with extension requests. Identify as “prepaid with extension.”

**Line 31(c), Refundable Certified Rehabilitation Credit**—Enter 2020 approved refundable certified rehabilitation credit per KRS 141.382(1)(b).

**Line 31(d), Amended Returns**—Enter amount paid with original return plus additional payment(s) made after it was filed.

**Line 32**—Total of amounts on lines 31(a) through 31(d).

**Line 33**—Compare the amounts on lines 30 and 32. If line 30 is larger than line 32, subtract line 32 from line 30, enter additional tax due. This is your additional tax due before penalties and interest.

#### Penalties and Interest

**Line 34(a), Estimated Tax Penalty**—If the amount owed is more than \$500, you may be subject to a penalty for underpayment of estimated tax.

The amount of the penalty may be calculated on Form 2210-K. Form 2210-K may also be used by qualifying farmers and others to claim exemption to the penalty. If paying the penalty or claiming an exemption, complete Form 2210-K, enclose with your return and check the box beside line 34(a). Enter the amount of the penalty on line 34(a).

If your return is filed after April 15, 2021, or any tax due on the return is paid after April 15, 2021, you may be subject to additional penalties and interest.

**Line 34(b), Interest**—Interest will be assessed at the “tax interest rate” from the original due date of the return until the date of payment.

**Line 34(c), Late Payment Penalty**—If the amount of tax due as shown on line 33 is not paid by the original due date of the return, a penalty of 2 percent of the tax computed due may be assessed for each 30 days or fraction thereof that the tax is past due, not to exceed 20 percent. The minimum penalty is \$10. However, if the amount timely paid is 75 percent of the tax determined due by the Department of Revenue, no late payment penalty will be assessed.

**Line 34(d), Late Filing Penalty**—If a return is not filed by the due date or the extended due date, a penalty of 2 percent of the total tax due for each 30 days or fraction thereof that a return is not filed may be assessed, not to exceed 20 percent. The minimum penalty is \$10.

**Note:** Penalties but not interest may be reduced or waived if reasonable cause for reduction or waiver can be shown.

**Line 35**, Total of amounts on lines 34(a) through 34(d).

**Line 36, Amount You Owe**—If the total of lines 30 and 35 is more than line 32, subtract line 32 from the total of lines 30 and 35. When filing the return, you must pay any tax due shown on line 36.

Your 2020 individual income tax may be paid using any of the following options:

- Form EPAY (42A740), if supported by your software vendor, may be used to make an electronic payment of tax due separately from filing your tax return. Refer to the Form EPAY (42A740) instructions for additional information.
- Form 8879-K, for use when simultaneously making an electronic payment and filing your return.
- Pay by Credit Card or ACH Debit through April 15, 2021. Kentucky accepts MasterCard, VISA, Discover or American Express. Access the Department of Revenue’s secure Website ([www.revenue.ky.gov](http://www.revenue.ky.gov)) to make electronic payments.
- Pay by check using Form 740-V if you filed your return electronically. Make check payable to Kentucky State Treasurer, write “KY Income Tax-2020” and your Social Security number on the face of the check. Enclose the check and Form 740-V in the same envelope.

If you need assistance with payment options, you may call the Department of Revenue at (502) 564-4581.

**Note:** If you cannot pay your tax in full, file your return and pay as much as possible by April 15. Contact the Department of Revenue for additional payment information.

**Line 37, Amount Overpaid**—If you have an overpayment on line 37 you may have all of this amount refunded to you. You also may contribute all or part of it to the Nature and Wildlife Fund, the Child Victims’ Trust Fund, the Veterans’ Program

Trust Fund, the Breast Cancer Research and Education Trust Fund, the Farms to Food Banks Trust Fund, Local History Trust Fund, Special Olympics Kentucky, Pediatric Cancer Research Trust Fund, Rape Crisis Center Trust Fund, Court Appointed Special Advocate Trust Fund, YMCA Youth Association Fund, and/or credit all or part of it toward your 2021 estimated tax.

## Voluntary Refund Contributions

*Donations to the following funds are voluntary and amounts donated will reduce your refund. You may contribute all or a portion of your overpayment to one or more of the following funds. Enter the amount you wish to contribute on the appropriate lines.*

**Line 38(a), Nature and Wildlife Fund**—Contributions will purchase and protect Kentucky’s finest natural areas as state nature preserves and for nongame species protection. The Kentucky Department of Fish and Wildlife Resources and the Kentucky Nature Preserves work together to protect Kentucky’s rare plants and animals; and acquire the most naturally outstanding forests, wetlands and prairies in order to provide a home for Kentucky’s unique and diverse wildlife. Your tax deductible contributions play a critical role in protecting the wildlands that make Kentucky famous. *Contributions may also be made directly to the Nature and Wildlife Fund, c/o the Kentucky Nature Preserves, or c/o the Kentucky Department of Fish and Wildlife Resources, 300 Sower Blvd., 4th Floor, Frankfort, KY 40601.*



Help keep the Bluegrass state green!

*Kentucky Department of Fish and Wildlife Resources:  
<http://www.fw.ky.gov>*

*Kentucky Nature Preserves:  
<https://eec.ky.gov/Nature-Preserves/>*

**Line 38(b), Child Victims’ Trust Fund (CVTF)**—Contributions to this fund finance regional and statewide prevention programs which utilize innovative strategies to provide children with personal safety skills, teach adults how to keep children safe from child sexual abuse and exploitation, and inform the public about mandatory reporting of suspected child abuse. The CVTF also provides partial reimbursement for child sexual abuse medical exams at Children’s Advocacy Centers across the Commonwealth. This fund is administered through the Attorney General’s office and relies on tax-deductible contributions and private donations. *Contributions may be made directly to the Child Victims’ Trust Fund, Office of Child Abuse and Human Trafficking Prevention and Prosecution, 1024 Capital Center Drive, Suite 200, Frankfort, KY 40601, or by visiting <https://icareaboutkids.ky.gov>. For more information call (502) 696-5312.*



**Line 38(c), Veterans’ Program Trust Fund**—Contributions to this fund are administered by a Board of Directors. The Trust Fund is used to provide services to veterans that are not already resourced by state law or federal appropriation. In an effort to recognize the service and sacrifice of Kentucky’s deserving veterans, the fund supports programs that provide direct benefits to Kentucky veterans, programs

such as shelters for homeless men and women veterans, therapy programs including those providing service dogs, equine therapy, and other specialized therapy programs designed to assist veterans suffering from Post-Traumatic Stress Disorder. *Contributions may also be made directly to the Kentucky Veterans’ Program Trust Fund, 1111B Louisville Road, Frankfort, KY 40601.*

**Line 38(d), Breast Cancer Research and Education Trust Fund**—Contributions will be used to fund breast cancer research, education, awareness, treatment and screening. Additional information may be obtained from the Division of Women’s Health, (502) 564-3236 or at <https://chfs.ky.gov/agencies/dph/dwh/Pages/default.aspx>. *Contributions may also be made directly to the state Department for Public Health, Division of Administration and Financial Management, 275 East Main Street, HS1GWA, Frankfort, KY 40621, (502) 564-6663.*



**Line 38(e), Farms to Food Banks Trust Fund**—Contributions to this fund are used to offset farmers’ costs for providing Kentucky grown and raised surplus agricultural commodities to food banks. Cash flow for farmers is strengthened while access to healthy food among struggling Kentuckians is increased. This fund is administered by the Kentucky Department of Agriculture. *Contributions can also be made directly to the Farms to Food Banks Trust Fund, c/o the Kentucky Department of Agriculture, 111 Corporate Drive, Frankfort, KY 40601, (502) 573-0282.*



**Line 38(f), Local History Trust Fund**—Contributions to this fund support grants for local history organizations—museums, educators, genealogical societies, and more—that help preserve their communities’ heritage as well as share their role in Kentucky’s development and the lasting impact they have made on our commonwealth and nation. The fund is administered through the Kentucky Historical Society. *Contributions may also be made directly to the Local History Trust Fund, Kentucky Historical Society, 100 W. Broadway, Frankfort, KY 40601.*



**Line 38(g), Special Olympics Kentucky**—Contributions will help Special Olympics Kentucky provide confidence and self-esteem building sports programs for more than 10,000 athletes with intellectual disabilities in Kentucky. They will also help Special Olympics Kentucky provide more than 1,000 free medical screenings through our Healthy Athletes Program and give small children with intellectual disabilities a head start through our Young Athletes program. Contributions will also support our school-based programs that help build bridges and foster understanding between students with intellectual disabilities and their peers. *Contributions can also be made directly to Special Olympics Kentucky, 105 Lakeview Ct., Frankfort, KY 40601.*



Help Special Olympics Kentucky Change Lives!

Special Olympics Kentucky  
<http://www.soky.org>

**Line 38(h), Pediatric Cancer Research Trust Fund**—Contributions will be used to fund pediatric cancer research and treatment for Kentucky patients. Additional information may be obtained from the Division of Prevention and Quality Improvement, (502) 564-7996 or at <http://chfs.ky.gov/dph/info/dpqi/cd>. *Contributions may also be made directly to the Pediatric Cancer Research Trust Fund, Department for Public Health, Division of Prevention and Quality Improvement, Chronic Disease Prevention Branch, 275 East Main Street, HS2WE, Frankfort, KY 40621.*



**Line 38(i), Rape Crisis Center Trust Fund**—Contributions to this fund are used to provide direct services to Kentucky citizens who have experienced sexual violence, sexual assault, or rape at any time in their lifetime as well as serving their family and friends. It is also used to provide programs to prevent perpetration of sexual assault against Kentucky's youth. Services and programs are provided by Kentucky's 13 regional rape crisis centers designated by the Cabinet for Health and Family Services, Department for Community Based Services. *Contributions can also be made directly to Kentucky Association of Sexual Assault Programs (KASAP), P. O. Box 4028, Frankfort, KY 40604, (502) 564-9433. Additional information on how to access services or programs can be viewed at [www.kasap.org](http://www.kasap.org)*

**Line 38(j), Court Appointed Special Advocate Trust Fund**—Contributions to this fund are used to support and strengthen the local Court Appointed Special Advocate (CASA) programs in Kentucky, where more than 1,100 trained volunteers advocate for the best interests of abused and neglected children. The trust fund is used to expand capacity of local CASA programs that train and recruit Kentucky's citizens who will advocate for abused and neglected children involved in Kentucky's court system. *Contributions may also be made directly to Kentucky CASA Network, 1640 Lyndon Farm Court, Suite 108, Louisville, KY 40223. Help support Kentucky's most vulnerable children. For more information about the KCN, call (502) 238-2154 or visit [www.kentuckycasanetwork.org](http://www.kentuckycasanetwork.org)*

**Line 38(k), Kentucky YMCA Youth Association Fund**—Kentucky YMCA Youth Association is the largest Youth and Government program provider in the nation. 100% of contributions will go directly to provide scholarships to Kentucky schools and students attending the Kentucky Youth Assembly (KYA): an in-depth experiential learning program in which middle and high school students participate as state officials in simulated state-level legislative, advocacy, and courtroom proceedings. As a completely student-led and run program, KYA participants experience first-hand the workings of all branches of state government, and leave with increased knowledge, skills, and confidence to be active and effective participants in their communities. *Contributions may be made directly to the Kentucky YMCA Youth Association 91 C. Michael Davenport Blvd. Frankfort, KY 40601 or at [www.kyymca.org/give](http://www.kyymca.org/give).*

**Line 39**, Total of amounts on lines 38(a) through 38(k).

**Line 40, Estimated Tax**—You may credit all or part of the overpayment toward your estimated tax liability for 2021. Enter the amount you want credited on line 40. Credit forwards are not available on amended returns.

**Line 41, Refund**—Subtract amounts entered on lines 39 and 40 from line 37. Enter the difference, if any, on line 41. This amount will be refunded to you. If the total of lines 39 and 40 equals the amount on line 37, enter a zero on line 41.

#### COPY OF FEDERAL RETURN

**You must enclose a complete copy of your federal return if you received farm, business, or rental income or loss.**

Check the box on Form 740, page 3 if you are not required to enclose a copy of your federal return.

#### SIGN RETURN

**Be sure to sign on page 3 after completion of your return.** Each return must be signed by the taxpayer. Joint and combined returns must be signed by both taxpayer and spouse. Returns that are not signed may be returned to you for signature.

Enter Driver's License/State issued ID number.

Enter a daytime telephone number where you can be reached. You may be contacted for additional information. Check the box if you will allow the Department of Revenue to discuss your return information with your preparer.



**This page has been intentionally left blank.**

**This page has been intentionally left blank.**





2000020001

20	Check the box that represents your total family size (see instructions before completing lines 20 and 21) .....	20	1 <input type="checkbox"/> 2 <input type="checkbox"/> 3 <input type="checkbox"/> 4 <input type="checkbox"/>
21	Multiply line 19 by <b>Family Size Tax Credit</b> decimal amount ____ (____%) from Schedule ITC.....	21	00
22	Subtract line 21 from line 19.....	22	00
23	Enter the <b>Education Tuition Tax Credit</b> from Form 8863-K.....	23	00
24	Enter <b>Child and Dependent Care Credit</b> from federal Form 2441, line 11 ► _____ x 20% (.20)	24	00
25	Enter <b>Income Gap Tax Credit</b> from Schedule ITC .....	25	00
26	<b>Income Tax Liability.</b> Subtract lines 23 through 25 from line 22. If zero or less, enter zero .....	26	00
27	Enter <b>KENTUCKY USETAX due on Internet, mail order, or other out-of-state purchases (see instructions)</b> ....	27	00
28	Add lines 26 and 27. This is your <b>TOTAL TAX LIABILITY</b> .....	28	00
29	<b>For amended return;</b> overpayment, if any, shown on original return .....	29	00
30	Add lines 28 and 29, enter here .....	30	00
31 a	Enter <b>Kentucky income tax withheld</b> as shown on enclosed Schedule KW-2 .....	31a	00
b	Enter 2020 Kentucky estimated tax/extension payments .....	31b	00
c	Enter 2020 refundable certified rehabilitation credit .....	31c	00
d	<b>For amended return;</b> enter amount paid with original return plus additional payment(s) made after it was filed .....	31d	00
32	Add lines 31(a) through 31(d) .....	32	00
33	If line 30 is larger than line 32, subtract line 32 from line 30, enter <b>ADDITIONAL TAX DUE</b> .....	33	00
34 a	Estimated tax penalty <input type="checkbox"/> <b>Check if Form 2210-K attached</b> .....	34a	00
b	Interest .....	34b	00
c	Late payment penalty .....	34c	00
d	Late filing penalty.....	34d	00
35	Add lines 34(a) through 34(d). Enter here.....	35	00
36	If the total of lines 30 and 35 is more than line 32, subtract line 32 from the total of lines 30 and 35. This is the <b>AMOUNT YOU OWE</b> , continue to page 3..... <b>OWE</b>	36	00
37	If line 32 is more than line 30, subtract lines 30 and 35 from line 32. This is the <b>AMOUNT YOU OVERPAID</b> , continue to page 3 .....	37	00



**38 FUND CONTRIBUTIONS; see instructions.**

a	Nature and Wildlife Fund.....	38a	00
b	Child Victims' Trust Fund.....	38b	00
c	Veterans' Program Trust Fund.....	38c	00
d	Breast Cancer Research/Education Trust Fund.....	38d	00
e	Farms to Food Banks Trust Fund.....	38e	00
f	Local History Trust Fund.....	38f	00
g	Special Olympics Kentucky.....	38g	00
h	Pediatric Cancer Research Trust Fund.....	38h	00
i	Rape Crisis Center Trust Fund.....	38i	00
j	Court Appointed Special Advocate Trust Fund.....	38j	00
k	YMCA Youth Association Fund.....	38k	00
39	Add lines 38(a) through 38(k).....	39	00
40	Amount of line 37 to be <b>CREDITED TO YOUR 2021 ESTIMATED TAX</b> ..... <b>CREDIT FORWARD</b>	40	00
<b>(Credit forwards not available for amended returns)</b>			
41	Subtract lines 39 and 40 from line 37. Amount to be <b>REFUNDED TO YOU</b> ..... <b>REFUND</b>	41	00

I, the undersigned, declare under penalties of perjury that I have examined this return, including all accompanying schedules and statements, and to the best of my knowledge and belief, it is true, correct and complete. I also understand and agree that our election to file a combined return under the provisions of Regulation 103 KAR 17:020 will result in refunds being made payable to us jointly and in each of us being jointly and severally liable for all taxes accruing under this return.

<b>Sign Here</b>	Signature of Taxpayer	Driver's License/State Issued ID No.	Date	Telephone Number (daytime)
	Signature of Spouse	Driver's License/State Issued ID No.	Date	
<b>Paid Preparer Use</b>	Signature of Preparer		Date	
	Name of Preparer or Firm		ID Number	
	Email	Telephone No.	May the DOR discuss this return with this preparer? <input type="checkbox"/> Yes <input type="checkbox"/> No	
<b>Enclose</b>	Include a complete copy of federal Form 1040, if you received farm, business, or rental income or loss. If not required, check here. <input type="checkbox"/>		<b>Refund or No Payment</b>	<b>Kentucky Department of Revenue</b> Frankfort, KY 40618-0006
<b>Payment</b>	Check Payable: <b>Kentucky State Treasurer</b> E-Pay Options: <a href="http://www.revenue.ky.gov">www.revenue.ky.gov</a> Include: Your Social Security number and "KY Income Tax—2020"		<b>With Payment</b>	<b>Kentucky Department of Revenue</b> Frankfort, KY 40619-0008









2000020001

20	Check the box that represents your total family size (see instructions before completing lines 20 and 21) .....	20	1 <input type="checkbox"/>	2 <input type="checkbox"/>	3 <input type="checkbox"/>	4 <input type="checkbox"/>
21	Multiply line 19 by <b>Family Size Tax Credit</b> decimal amount ____ (____%) from Schedule ITC.....	21				00
22	Subtract line 21 from line 19.....	22				00
23	Enter the <b>Education Tuition Tax Credit</b> from Form 8863-K.....	23				00
24	Enter <b>Child and Dependent Care Credit</b> from federal Form 2441, line 11 ► _____ x 20% (.20)	24				00
25	Enter <b>Income Gap Tax Credit</b> from Schedule ITC .....	25				00
26	<b>Income Tax Liability.</b> Subtract lines 23 through 25 from line 22. If zero or less, enter zero .....	26				00
27	Enter <b>KENTUCKY USETAX due on Internet, mail order, or other out-of-state purchases (see instructions)</b> ....	27				00
28	Add lines 26 and 27. This is your <b>TOTAL TAX LIABILITY</b> .....	28				00
29	<b>For amended return;</b> overpayment, if any, shown on original return .....	29				00
30	Add lines 28 and 29, enter here .....	30				00
31	a Enter <b>Kentucky income tax withheld</b> as shown on enclosed					
	Schedule KW-2 .....	31a				00
	b Enter 2020 Kentucky estimated tax/extension payments .....	31b				00
	c Enter 2020 refundable certified rehabilitation credit .....	31c				00
	d <b>For amended return;</b> enter amount paid with original return plus					
	additional payment(s) made after it was filed .....	31d				00
32	Add lines 31(a) through 31(d) .....	32				00
33	If line 30 is larger than line 32, subtract line 32 from line 30, enter <b>ADDITIONAL TAX DUE</b> .....	33				00
34	a Estimated tax penalty <input type="checkbox"/> <b>Check if Form 2210-K attached</b> .....	34a				00
	b Interest .....	34b				00
	c Late payment penalty .....	34c				00
	d Late filing penalty.....	34d				00
35	Add lines 34(a) through 34(d). Enter here.....	35				00
36	If the total of lines 30 and 35 is more than line 32, subtract line 32 from the total of lines 30 and 35. This is the <b>AMOUNT YOU OWE</b> , continue to page 3..... <b>OWE</b>	36				00
37	If line 32 is more than line 30, subtract lines 30 and 35 from line 32. This is the <b>AMOUNT YOU OVERPAID</b> , continue to page 3 .....	37				00



**38 FUND CONTRIBUTIONS; see instructions.**

a	Nature and Wildlife Fund.....	38a	00
b	Child Victims' Trust Fund.....	38b	00
c	Veterans' Program Trust Fund.....	38c	00
d	Breast Cancer Research/Education Trust Fund.....	38d	00
e	Farms to Food Banks Trust Fund.....	38e	00
f	Local History Trust Fund.....	38f	00
g	Special Olympics Kentucky.....	38g	00
h	Pediatric Cancer Research Trust Fund.....	38h	00
i	Rape Crisis Center Trust Fund.....	38i	00
j	Court Appointed Special Advocate Trust Fund.....	38j	00
k	YMCA Youth Association Fund.....	38k	00
39	Add lines 38(a) through 38(k).....	39	00
40	Amount of line 37 to be <b>CREDITED TO YOUR 2021 ESTIMATED TAX</b> ..... <b>CREDIT FORWARD</b>	40	00
<b>(Credit forwards not available for amended returns)</b>			
41	Subtract lines 39 and 40 from line 37. Amount to be <b>REFUNDED TO YOU</b> ..... <b>REFUND</b>	41	00

I, the undersigned, declare under penalties of perjury that I have examined this return, including all accompanying schedules and statements, and to the best of my knowledge and belief, it is true, correct and complete. I also understand and agree that our election to file a combined return under the provisions of Regulation 103 KAR 17:020 will result in refunds being made payable to us jointly and in each of us being jointly and severally liable for all taxes accruing under this return.

<b>Sign Here</b>	Signature of Taxpayer	Driver's License/State Issued ID No.	Date	Telephone Number (daytime)
	Signature of Spouse	Driver's License/State Issued ID No.	Date	
<b>Paid Preparer Use</b>	Signature of Preparer		Date	
	Name of Preparer or Firm		ID Number	
	Email	Telephone No.	May the DOR discuss this return with this preparer? <input type="checkbox"/> Yes <input type="checkbox"/> No	
<b>Enclose</b>	Include a complete copy of federal Form 1040, if you received farm, business, or rental income or loss. If not required, check here. <input type="checkbox"/>		<b>Refund or No Payment</b>	<b>Kentucky Department of Revenue</b> Frankfort, KY 40618-0006
<b>Payment</b>	Check Payable: <b>Kentucky State Treasurer</b> E-Pay Options: <a href="http://www.revenue.ky.gov">www.revenue.ky.gov</a> Include: Your Social Security number and "KY Income Tax—2020"		<b>With Payment</b>	<b>Kentucky Department of Revenue</b> Frankfort, KY 40619-0008







Complete this Schedule KW-2 to determine the total Kentucky income tax withholding to be entered on Kentucky Form 740, 740-NP, or 740-NP-R. This schedule must be fully completed in order to receive proper credit for Kentucky income tax withheld. Include multiple Schedule KW-2(s) as needed to report all Kentucky income tax withholdings. Do not send in your W-2, 1099, or W2-G forms; keep them with your tax records.

NAME(S) AS SHOWN ON THE TAX RETURN

SPOUSE'S SOCIAL SECURITY NUMBER

YOUR SOCIAL SECURITY NUMBER

--	--	--	--	--	--	--	--	--	--	--	--

--	--	--	--	--	--	--	--	--	--	--	--

**Part I-Form W-2** Enter all W-2s with Kentucky income tax withheld (round to the nearest whole dollar). Do not include other state withholding or local income tax.

A	B	C	D	E	F
Employee's Social Security Number	Employer's Identification Number (EIN)	State	Employer's State I.D. Number (Box 15 of Form W-2)	KY State Wages (Box 16 of Form W-2)	KY Income Tax Withheld (Box 17 of Form W-2)
1					00
2					00
3					00
4					00
5					00
6					00
7					00
8					00
9					00
10					00
11	<b>TOTAL FROM ALL W-2s</b>				00

**Part II-Form 1099 and W-2G** Enter all 1099s and W-2Gs with Kentucky income tax withheld (round to the nearest whole dollar).

A	B	C	D	E	F
Recipient's Social Security Number	Payer's Identification Number (EIN)	State	Payer's State I.D. Number	KY Income Amount	KY Income Tax Withheld
12					00
13					00
14					00
15					00
16					00
17	<b>TOTAL FROM ALL 1099s AND W-2Gs</b>				00

**Part III-Totals** Enter total Kentucky income tax withheld (round to the nearest whole dollar) from line 18, Column F on your Kentucky income tax return (Form 740 and 740-NP, line 31(a) or 740-NP-R, line 1).

				F
				Total Kentucky Income Tax Withheld
18	Enter combined totals from Column F, lines 11 and 17.			00





Complete this Schedule KW-2 to determine the total Kentucky income tax withholding to be entered on Kentucky Form 740, 740-NP, or 740-NP-R. This schedule must be fully completed in order to receive proper credit for Kentucky income tax withheld. Include multiple Schedule KW-2(s) as needed to report all Kentucky income tax withholdings. Do not send in your W-2, 1099, or W2-G forms; keep them with your tax records.

NAME(S) AS SHOWN ON THE TAX RETURN

SPOUSE'S SOCIAL SECURITY NUMBER

YOUR SOCIAL SECURITY NUMBER

--	--	--	--	--	--	--	--	--	--	--	--

--	--	--	--	--	--	--	--	--	--	--	--

**Part I-Form W-2** Enter all W-2s with Kentucky income tax withheld (round to the nearest whole dollar). Do not include other state withholding or local income tax.

1	A	B	C	D	E		F	
	Employee's Social Security Number	Employer's Identification Number (EIN)	State	Employer's State I.D. Number (Box 15 of Form W-2)	KY State Wages (Box 16 of Form W-2)		KY Income Tax Withheld (Box 17 of Form W-2)	
2						00		00
3						00		00
4						00		00
5						00		00
6						00		00
7						00		00
8						00		00
9						00		00
10						00		00
11	<b>TOTAL FROM ALL W-2s</b>					00		00

**Part II-Form 1099 and W-2G** Enter all 1099s and W-2Gs with Kentucky income tax withheld (round to the nearest whole dollar).

12	A	B	C	D	E		F	
	Recipient's Social Security Number	Payer's Identification Number (EIN)	State	Payer's State I.D. Number	KY Income Amount		KY Income Tax Withheld	
13						00		00
14						00		00
15						00		00
16						00		00
17	<b>TOTAL FROM ALL 1099s AND W-2Gs</b>					00		00

**Part III-Totals** Enter total Kentucky income tax withheld (round to the nearest whole dollar) from line 18, Column F on your Kentucky income tax return (Form 740 and 740-NP, line 31(a) or 740-NP-R, line 1).

		F
		Total Kentucky Income Tax Withheld
18	Enter combined totals from Column F, lines 11 and 17.	00





2000120001

Enter name(s) as shown on Form 740, page 1.

Your Social Security Number

--	--	--	--	--	--	--	--	--	--

<b>Interest Expense</b>	1 Home mortgage interest and points reported to you on federal Form 1098.....	1		00	
	2 Home mortgage interest not reported to you on federal Form 1098 (if paid to an individual, provide that person's name, identifying number and address) _____	2		00	
	3 Points not reported to you on federal Form 1098.....	3		00	
	4 Qualified mortgage insurance premiums .....	4		00	
	5 Investment interest (enclose federal Form 4952 if required).....	5		00	
	6 <b>Total Interest.</b> Add lines 1 through 5. Enter here..... ➤	6		00	
<b>Contributions</b> <i>Note:</i> For any contribution of \$250 or more, see instructions.	7 Contributions by cash or check .....	7		00	
	8 Other than cash or check (enclose federal Form 8283 if over \$500) .....	8		00	
	9 Artistic charitable contributions deduction (enclose copy of appraisal).....	9		00	
	10 Carryover from prior year.....	10		00	
	11 <b>Total Contributions.</b> Add lines 7 through 10. Enter here..... ➤	11		00	
<b>Other Miscellaneous Deductions</b>	12 Gambling losses.....	12		00	
	13 Other (see instructions) _____	13		00	
	14 <b>Total Other Miscellaneous Deductions.</b> Add lines 12 and 13. Enter here .....	14		00	
<b>Total Itemized Deductions</b>	15 Add lines 6, 11, and 14. Enter here..... ➤	15		00	

**DIVIDING DEDUCTIONS BETWEEN SPOUSES**

Use this schedule if married filing separately on a combined return.

16	Total itemized deductions, line 15.....	_____	.00
17	Percent of income (Form 740, line 9, Column A) to total income (Form 740, total of line 9, Columns A and B) .....	_____	%
18	Percent of income (Form 740, line 9, Column B) to total income (Form 740, total of line 9, Columns A and B) .....	_____	%
19	Percent on line 17 times total deductions entered on line 16 (enter here and on Form 740, line 10, Column A) ....	_____	.00
20	Percent on line 18 times total deductions entered on line 16 (enter here and on Form 740, line 10, Column B) .....	_____	.00





2000120001

Enter name(s) as shown on Form 740, page 1.

Your Social Security Number

--	--	--	--	--	--	--	--	--	--

<b>Interest Expense</b>	1 Home mortgage interest and points reported to you on federal Form 1098.....	1		00	
	2 Home mortgage interest not reported to you on federal Form 1098 (if paid to an individual, provide that person's name, identifying number and address) _____	2		00	
	3 Points not reported to you on federal Form 1098.....	3		00	
	4 Qualified mortgage insurance premiums .....	4		00	
	5 Investment interest (enclose federal Form 4952 if required).....	5		00	
	6 <b>Total Interest.</b> Add lines 1 through 5. Enter here..... ➤	6		00	
<b>Contributions</b> <i>Note:</i> For any contribution of \$250 or more, see instructions.	7 Contributions by cash or check .....	7		00	
	8 Other than cash or check (enclose federal Form 8283 if over \$500) .....	8		00	
	9 Artistic charitable contributions deduction (enclose copy of appraisal).....	9		00	
	10 Carryover from prior year.....	10		00	
	11 <b>Total Contributions.</b> Add lines 7 through 10. Enter here..... ➤	11		00	
<b>Other Miscellaneous Deductions</b>	12 Gambling losses.....	12		00	
	13 Other (see instructions) _____	13		00	
	14 <b>Total Other Miscellaneous Deductions.</b> Add lines 12 and 13. Enter here .....	14		00	
<b>Total Itemized Deductions</b>	15 Add lines 6, 11, and 14. Enter here..... ➤	15		00	

**DIVIDING DEDUCTIONS BETWEEN SPOUSES**

Use this schedule if married filing separately on a combined return.

16	Total itemized deductions, line 15.....	_____	.00
17	Percent of income (Form 740, line 9, Column A) to total income (Form 740, total of line 9, Columns A and B) .....	_____	%
18	Percent of income (Form 740, line 9, Column B) to total income (Form 740, total of line 9, Columns A and B) .....	_____	%
19	Percent on line 17 times total deductions entered on line 16 (enter here and on Form 740, line 10, Column A) ....	_____	.00
20	Percent on line 18 times total deductions entered on line 16 (enter here and on Form 740, line 10, Column B) .....	_____	.00







Enter name(s) as shown on tax return.

Your Social Security Number

--	--	--	--	--	--	--	--	--	--

**PART I ADDITIONS TO FEDERAL ADJUSTED GROSS INCOME**

- 1 Enter interest income from bonds issued by other states and their political subdivisions.....
- 2 Enter resident adjustment from partnerships, fiduciaries and S corporations, Schedule K-1.....
- 3 Enter federal depreciation from Form 4562.....
- 4 Enter federal Net Operating Loss .....
- 5 Other additions (list and enter total):
  - a \_\_\_\_\_
  - b \_\_\_\_\_
  - c \_\_\_\_\_
- 6 Total Additions. Enter here and on Form 740, page 1, line 6 .....

**A. Spouse**  
*(Use if Filing Status 2 is checked.)*

**B. Yourself**  
*(or Joint)*

1		00	1		00
2		00	2		00
3		00	3		00
4		00	4		00
5			5		
		00			00
6		00	6		00

**PART II SUBTRACTIONS FROM FEDERAL ADJUSTED GROSS INCOME**

- 7 Enter state income tax refund or credit **reported** as income on federal Form 1040.....
- 8 Enter interest income from U.S. government bonds and securities.....
- 9 Enter excludable amount of retirement income (enclose Schedule P if more than \$31,110 per taxpayer) .....
- 10 Enter taxable amount of Social Security and Railroad Retirement Board benefits from federal Form 1040 or 1040-SR, line 6(b).....
- 11 Enter resident adjustment from partnerships, fiduciaries and S corporations, Schedule K-1 .....
- 12 Enter Kentucky depreciation from revised Form 4562 .....
- 13 Enter Active Duty Military Pay.....
- 14 Other subtractions (list and enter total):
  - a \_\_\_\_\_
  - b \_\_\_\_\_
  - c \_\_\_\_\_
- 15 **Total.** Add line 7 through 14.....
- 16 Enter Kentucky Net Operating Loss Deduction from Schedule KNOL, Part II, Section A, line 8 (enclose Schedule KNOL) .....
- 17 **Total Subtractions.** Add lines 15 and 16. Enter here and on Form 740, page 1, line 8.....

7		00	7		00
8		00	8		00
9		00	9		00
10		00	10		00
11		00	11		00
12		00	12		00
13		00	13		00
14			14		
		00			00
15		00	15		00
16			16		
		00			00
17		00	17		00





Enter name(s) as shown on tax return.

Your Social Security Number

--	--	--	--	--	--	--	--	--	--

**PART I ADDITIONS TO FEDERAL ADJUSTED GROSS INCOME**

- 1 Enter interest income from bonds issued by other states and their political subdivisions.....
- 2 Enter resident adjustment from partnerships, fiduciaries and S corporations, Schedule K-1.....
- 3 Enter federal depreciation from Form 4562.....
- 4 Enter federal Net Operating Loss .....
- 5 Other additions (list and enter total):
  - a \_\_\_\_\_
  - b \_\_\_\_\_
  - c \_\_\_\_\_
- 6 Total Additions. Enter here and on Form 740, page 1, line 6 .....

**A. Spouse**  
*(Use if Filing Status 2 is checked.)*

**B. Yourself**  
(or Joint)

<b>1</b>		00	<b>1</b>		00
<b>2</b>		00	<b>2</b>		00
<b>3</b>		00	<b>3</b>		00
<b>4</b>		00	<b>4</b>		00
<b>5</b>		00	<b>5</b>		00
<b>6</b>		00	<b>6</b>		00

**PART II SUBTRACTIONS FROM FEDERAL ADJUSTED GROSS INCOME**

- 7 Enter state income tax refund or credit **reported** as income on federal Form 1040.....
- 8 Enter interest income from U.S. government bonds and securities.....
- 9 Enter excludable amount of retirement income (enclose Schedule P if more than \$31,110 per taxpayer) .....
- 10 Enter taxable amount of Social Security and Railroad Retirement Board benefits from federal Form 1040 or 1040-SR, line 6(b).....
- 11 Enter resident adjustment from partnerships, fiduciaries and S corporations, Schedule K-1 .....
- 12 Enter Kentucky depreciation from revised Form 4562 .....
- 13 Enter Active Duty Military Pay.....
- 14 Other subtractions (list and enter total):
  - a \_\_\_\_\_
  - b \_\_\_\_\_
  - c \_\_\_\_\_
- 15 **Total.** Add line 7 through 14.....
- 16 Enter Kentucky Net Operating Loss Deduction from Schedule KNOL, Part II, Section A, line 8 (enclose Schedule KNOL) .....
- 17 **Total Subtractions.** Add lines 15 and 16. Enter here and on Form 740, page 1, line 8.....

<b>7</b>		00	<b>7</b>		00
<b>8</b>		00	<b>8</b>		00
<b>9</b>		00	<b>9</b>		00
<b>10</b>		00	<b>10</b>		00
<b>11</b>		00	<b>11</b>		00
<b>12</b>		00	<b>12</b>		00
<b>13</b>		00	<b>13</b>		00
<b>14</b>		00	<b>14</b>		00
<b>15</b>		00	<b>15</b>		00
<b>16</b>		00	<b>16</b>		00
<b>17</b>		00	<b>17</b>		00





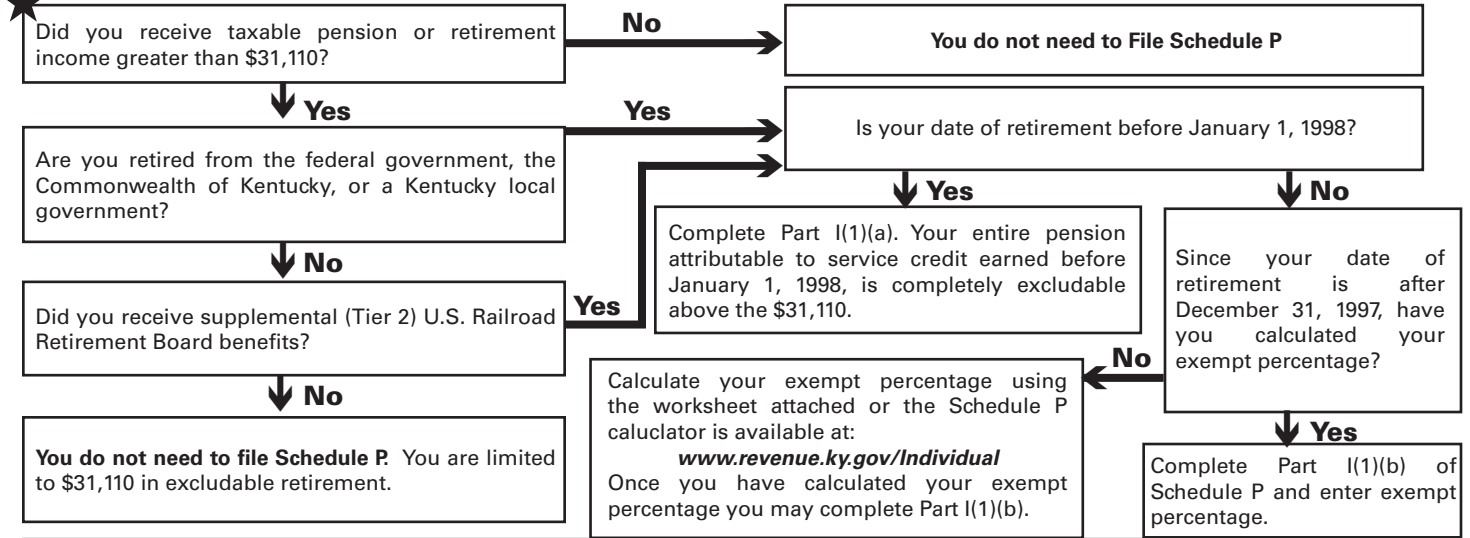
➤ Enclose with Form 740, 740-NP or 741

Enter name(s) as shown on tax return.

Your Social Security Number

--	--	--	--	--	--	--	--	--	--

**Do You Need to File Schedule P?**



**PART I—EXEMPT RETIREMENT INCOME (Do Not Include Income From Deferred Compensation Plans)**

1 Enter on line (a) or (b) the amount of federal, Kentucky state and Kentucky local government pension income attributable to service credit earned before January 1, 1998, and supplemental (Tier 2) U.S. Railroad Retirement Board benefits included on federal Form 1040 or 1040-SR, line 5(b). Also include federal or Kentucky disability retirement income attributable to service credit earned before January 1, 1998.

(a) If date of retirement is **before January 1, 1998**, enter here.

Names of Payers	Date of Retirement	A. Spouse		B. Yourself	
			00		00
			00		00
			00		00
<b>Total ➤</b>			00		00

(b) If date of retirement is **after December 31, 1997**, see the instructions.

Names of Payers	Date of Retirement	Taxable Pension	Exempt Percentage	A. Spouse		B. Yourself	
					00		00
					00		00
					00		00
					00		00
<b>Total ➤</b>					00		00

(c) Add lines 1(a) and 1(b)..... 1(c) 00 00

**PART II—OTHER RETIREMENT INCOME (Amounts Not Included in Line 1(c))**

2	Enter the total of taxable retirement income not included in line 1(c) above as reported on federal Form 1040 or 1040-SR, line 4(b) or 5(b). Also report other disability retirement income or deferred compensation included on federal Form 1040 or 1040-SR, line 1 .....	2		00		00
---	---	---	--	----	--	----

**PART III—TOTAL TO BE EXCLUDED THIS YEAR**

3	Enter the lesser of line 2 or \$31,110 .....	3		00		00
4	Add lines 1(c) and 3. Enter here and on Schedule M, line 9 (Form 740-NP, page 4, line 10(b) or Form 741, line 11) ..... <i>Joint filers—Combine lines 4(a) and 4(b) and enter on appropriate form.</i>	4		00		00

**STOP** Stop here unless you have a lump-sum distribution reported on Form 4972-K.

Form 4972-K Filers—If line 3 is less than \$31,110, enter the amount on Form 4972-K, Part II, line 2.

INSTRUCTIONS FOR SCHEDULE P

Types of Income Subject to Exclusion—All pension and retirement income paid under a written retirement plan is eligible for exclusion. This includes pensions, annuities, IRA accounts, 401(k) and similar deferred compensation plans, death benefits, and other similar accounts or plans. As a general rule, if the income is reported on the federal income tax return, Form 1040 or 1040-SR, line 4(b) or 5(b); Form 4972; or is a disability retirement benefit or deferred compensation distribution reported on Form 1040, line 1, then it qualifies for the exclusion.

Form 740-NP filers report only pension income received while a resident of Kentucky.

LINE-BY-LINE INSTRUCTIONS

Column A, Column B—This exclusion is for each taxpayer. A taxpayer and spouse must compute and claim their own exclusion, regardless of filing status.

PART I—Exempt Retirement Income—Enter the federally taxable portion of pension income paid by the federal government, by the Commonwealth of Kentucky, or by any Kentucky local government. Also include supplemental (Tier 2) U.S. Railroad Retirement Board benefits reported on Form 1040 or 1040-SR, line 5(b) and federal or Kentucky disability retirement income included on federal Form 1040, line 1. Do not include income from deferred compensation plans in Part I.

Use line 1(a) if retired before January 1, 1998, to report fully exempt pension benefits.

Use line 1(b) if retired after December 31, 1997, to compute the amount of pension income attributable to service credits earned before January 1, 1998. Multiply the taxable pension by the exempt percentage, enter the result (exempt amount) in Column A or Column B. Use the worksheet below to compute

the exempt percentage in the year of retirement.

Note: Subtract the exempt amount from the taxable pension amount and include the difference with other retirement income in Part II.

PART II—Other Retirement Income, Line 2—Enter the amount reported on federal Form 1040 of non-lump-sum pension and retirement income not reported on line 1(c). Also include amounts from Schedule M, line 5 (Form 740-NP, page 4, line 16) that reflect pension and IRA bases differences.

PART III—Total to Be Excluded This Year, Line 3—Enter the lesser of the amount on line 2 or \$31,110.

Line 4—Enter the total of lines 1(c) and 3. This is your pension income exclusion. Enter on line 4 and as follows: Schedule M, line 9; Form 740-NP, page 4, line 10(b); or Form 741, page 1, line 11.

DEFINITIONS—For use with Schedule P and the worksheet below.

Service Credit—Number of months (years) used by your retirement system to determine retirement benefits.

Purchased Service Credit—Voluntary purchases of service credit as allowed by your retirement system (i.e., military service or prior service with the same or similar system). Note: Purchased time is credited based on the dates of service.

Purchased Service Credit (Air-time)—Certain retirement plans allow for the purchase of up to five years of service credit unrelated to prior work history. These purchases are commonly known as air-time. Air-time is not included in total service earned after December 31, 1997, regardless of when purchased.

Worksheet for Federal, Kentucky State and Kentucky Local Government Retirees Who Retired After 12/31/97



Complete this worksheet only if you retired in 2020 or have not computed your exempt percentage in prior years. Keep this worksheet in your records. The percentage will be used this year and in future years to determine the amount of exempt retirement income. For assistance calculating your exempt percentage you may visit www.revenue.ky.gov

Complete this worksheet to determine what percentage of your pension income is exempt. This percentage must be calculated for each pension.

If your retirement system has computed the exempt amount (earned before January 1, 1998), enter the amount on page 1, line 1(b), column A or B. If your retirement system has computed the exempt percentage, enter the exempt percentage on page 1, line 1(b) in the exempt percentage column. Use a separate worksheet for each governmental pension. Retain this worksheet with your tax records. Use the percentage on line 4 to compute the exempt portion of your pension in future years.

- 1 Enter total months of service credit including purchased service.....
2 Enter months of service credit earned after 12/31/97. Include sick leave credited at date of retirement, and service credit from purchase of military and other service earned after 12/31/97. Do not include purchased credit unrelated to prior work history (air-time) .....
3 Subtract line 2 from line 1. Total months of service before January 1, 1998.....
4 Divide line 3 by line 1. Enter here and on page 1, line 1(b), in the exempt percentage column..... Use this percentage to determine the amount of pension attributable to service earned before 1/1/98.



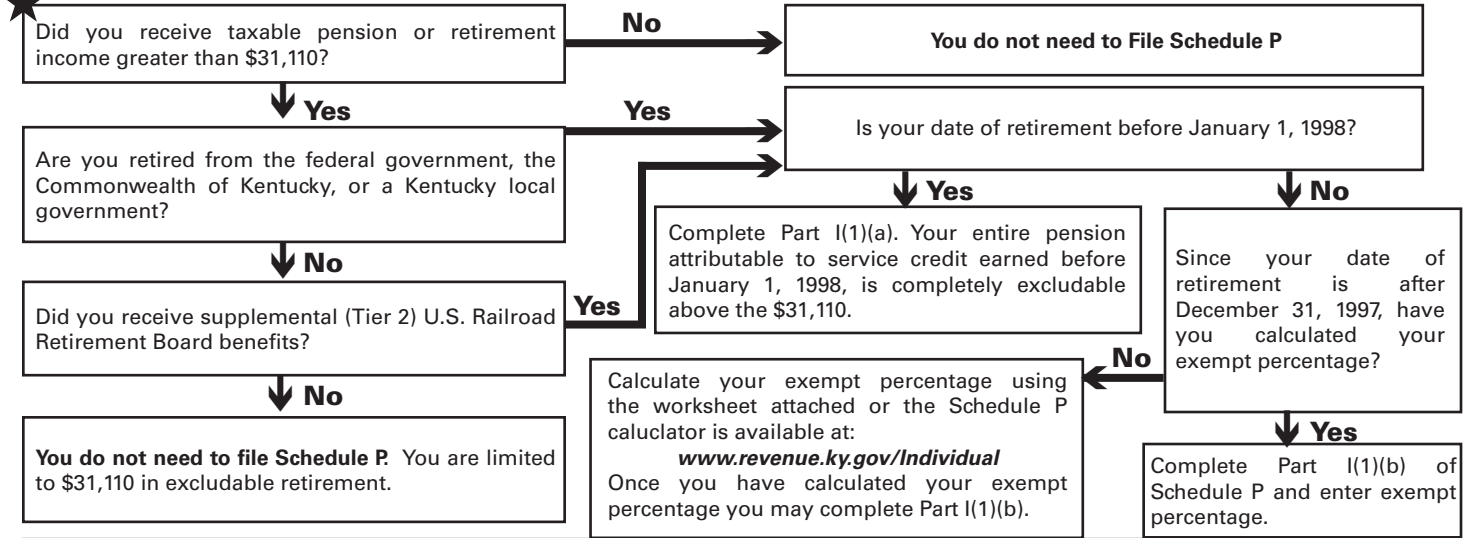
➤ Enclose with Form 740, 740-NP or 741

Enter name(s) as shown on tax return.

Your Social Security Number

--	--	--	--	--	--	--	--	--	--

**Do You Need to File Schedule P?**



**PART I—EXEMPT RETIREMENT INCOME (Do Not Include Income From Deferred Compensation Plans)**

1 Enter on line (a) or (b) the amount of federal, Kentucky state and Kentucky local government pension income attributable to service credit earned before January 1, 1998, and supplemental (Tier 2) U.S. Railroad Retirement Board benefits included on federal Form 1040 or 1040-SR, line 5(b). Also include federal or Kentucky disability retirement income attributable to service credit earned before January 1, 1998.

(a) If date of retirement is **before January 1, 1998**, enter here.

Names of Payers	Date of Retirement	A. Spouse		B. Yourself	
			00		00
			00		00
			00		00
<b>Total</b> ➤			00		00

(b) If date of retirement is **after December 31, 1997**, see the instructions.

Names of Payers	Date of Retirement	Taxable Pension	Exempt Percentage	A. Spouse		B. Yourself	
					00		00
					00		00
					00		00
					00		00
<b>Total</b> ➤					00		00

(c) Add lines 1(a) and 1(b)..... 1(c) 00 00

**PART II—OTHER RETIREMENT INCOME (Amounts Not Included in Line 1(c))**

2 Enter the total of taxable retirement income not included in line 1(c) above as reported on federal Form 1040 or 1040-SR, line 4(b) or 5(b). Also report other disability retirement income or deferred compensation included on federal Form 1040 or 1040-SR, line 1 .....	2		00		00
---	---	--	----	--	----

**PART III—TOTAL TO BE EXCLUDED THIS YEAR**

3 Enter the lesser of line 2 or \$31,110 .....	3		00		00
4 Add lines 1(c) and 3. Enter here and on Schedule M, line 9 (Form 740-NP, page 4, line 10(b) or Form 741, line 11) .....	4		00		00

**Joint filers**—Combine lines 4(a) and 4(b) and enter on appropriate form.

**STOP** Stop here unless you have a lump-sum distribution reported on Form 4972-K.

Form 4972-K Filers—If line 3 is less than \$31,110, enter the amount on Form 4972-K, Part II, line 2.



INSTRUCTIONS FOR SCHEDULE P

Types of Income Subject to Exclusion—All pension and retirement income paid under a written retirement plan is eligible for exclusion. This includes pensions, annuities, IRA accounts, 401(k) and similar deferred compensation plans, death benefits, and other similar accounts or plans. As a general rule, if the income is reported on the federal income tax return, Form 1040 or 1040-SR, line 4(b) or 5(b); Form 4972; or is a disability retirement benefit or deferred compensation distribution reported on Form 1040, line 1, then it qualifies for the exclusion.

Form 740-NP filers report only pension income received while a resident of Kentucky.

LINE-BY-LINE INSTRUCTIONS

Column A, Column B—This exclusion is for each taxpayer. A taxpayer and spouse must compute and claim their own exclusion, regardless of filing status.

PART I—Exempt Retirement Income—Enter the federally taxable portion of pension income paid by the federal government, by the Commonwealth of Kentucky, or by any Kentucky local government. Also include supplemental (Tier 2) U.S. Railroad Retirement Board benefits reported on Form 1040 or 1040-SR, line 5(b) and federal or Kentucky disability retirement income included on federal Form 1040, line 1. Do not include income from deferred compensation plans in Part I.

Use line 1(a) if retired before January 1, 1998, to report fully exempt pension benefits.

Use line 1(b) if retired after December 31, 1997, to compute the amount of pension income attributable to service credits earned before January 1, 1998. Multiply the taxable pension by the exempt percentage, enter the result (exempt amount) in Column A or Column B. Use the worksheet below to compute

the exempt percentage in the year of retirement.

Note: Subtract the exempt amount from the taxable pension amount and include the difference with other retirement income in Part II.

PART II—Other Retirement Income, Line 2—Enter the amount reported on federal Form 1040 of non-lump-sum pension and retirement income not reported on line 1(c). Also include amounts from Schedule M, line 5 (Form 740-NP, page 4, line 16) that reflect pension and IRA bases differences.

PART III—Total to Be Excluded This Year, Line 3—Enter the lesser of the amount on line 2 or \$31,110.

Line 4—Enter the total of lines 1(c) and 3. This is your pension income exclusion. Enter on line 4 and as follows: Schedule M, line 9; Form 740-NP, page 4, line 10(b); or Form 741, page 1, line 11.

DEFINITIONS—For use with Schedule P and the worksheet below.

Service Credit—Number of months (years) used by your retirement system to determine retirement benefits.

Purchased Service Credit—Voluntary purchases of service credit as allowed by your retirement system (i.e., military service or prior service with the same or similar system). Note: Purchased time is credited based on the dates of service.

Purchased Service Credit (Air-time)—Certain retirement plans allow for the purchase of up to five years of service credit unrelated to prior work history. These purchases are commonly known as air-time. Air-time is not included in total service earned after December 31, 1997, regardless of when purchased.

Worksheet for Federal, Kentucky State and Kentucky Local Government Retirees Who Retired After 12/31/97



Complete this worksheet only if you retired in 2020 or have not computed your exempt percentage in prior years. Keep this worksheet in your records. The percentage will be used this year and in future years to determine the amount of exempt retirement income. For assistance calculating your exempt percentage you may visit www.revenue.ky.gov

Complete this worksheet to determine what percentage of your pension income is exempt. This percentage must be calculated for each pension.

If your retirement system has computed the exempt amount (earned before January 1, 1998), enter the amount on page 1, line 1(b), column A or B. If your retirement system has computed the exempt percentage, enter the exempt percentage on page 1, line 1(b) in the exempt percentage column. Use a separate worksheet for each governmental pension. Retain this worksheet with your tax records. Use the percentage on line 4 to compute the exempt portion of your pension in future years.

- 1 Enter total months of service credit including purchased service.....
2 Enter months of service credit earned after 12/31/97. Include sick leave credited at date of retirement, and service credit from purchase of military and other service earned after 12/31/97. Do not include purchased credit unrelated to prior work history (air-time) .....
3 Subtract line 2 from line 1. Total months of service before January 1, 1998.....
4 Divide line 3 by line 1. Enter here and on page 1, line 1(b), in the exempt percentage column..... Use this percentage to determine the amount of pension attributable to service earned before 1/1/98.



➤ Enclose with Form 740 or 740-NP

Enter name(s) as shown on tax return.

Your Social Security Number

--	--	--	--	--	--	--	--	--	--

**SECTION A—BUSINESS INCENTIVES AND OTHER TAX CREDITS**

A	B Preapproval Required	C Credit Name	D Required Attachment	E		F	
				Spouse		Yourself	
1	No	Nonrefundable Limited Liability Entity	Kentucky Limited Liability Entity Tax Credit Worksheet/Schedule K-1		00		00
2	Yes	Kentucky Small Business	Schedule K-1		00		00
3	Yes	Kentucky Selling Farmers	Schedule K-1		00		00
4	Yes	Skills Training Investment	Schedule K-1		00		00
5	Yes	Certified Rehabilitation	Certification Copies		00		00
6	No	Tax Paid to Another State	Copy(ies) of Other State(s) return or Worksheet A		00		00
7	No	Unemployment	Schedule UTC		00		00
8	Yes	Recycling/Composting Equipment	Schedule RC		00		00
9	Yes	Kentucky Investment Fund	KEDFA notification		00		00
10	No	Qualified Research Facility	Schedule QR		00		00
11	No	GED Incentive	Form DAEL-31		00		00
12	Yes	Voluntary Environmental Remediation	Schedule VERB		00		00
13	Yes	Biodiesel	Schedule BIO		00		00
14	Yes	Clean Coal Incentive	Schedule CCI		00		00
15	Yes	Ethanol	Schedule ETH		00		00
16	Yes	Cellulosic Ethanol	Schedule CELL		00		00
17	No	Railroad Maintenance & Improvement	Schedule RR-I		00		00
18	Yes	Endow Kentucky	Schedule ENDOW		00		00
19	Yes	New Markets Development Program	Form 8874(K)-A		00		00
20	No	Food Donation (Carryover only)	Schedule FD		00		00
21	No	Distilled Spirits	Schedule DS		00		00
22	Yes	Angel Investor	Certification Letter		00		00
23	Yes	Film Industry	Film Office Certification		00		00
24	No	Inventory	Schedule INV		00		00
25	Total of Other Tax Credits (add lines 1 through 24). Enter here and on Form 740, page 1, line 15, Columns A and B, or enter combined totals of Columns E and F on Form 740-NP, page 1, line 15 .....				00		00



**SECTION B—PERSONAL TAX CREDITS**

**Taxpayer**

**Spouse**

Complete only if filing joint or married,  
filing separately on a combined return

Enter your date of birth (MM/DD/YYYY)				Enter your date of birth (MM/DD/YYYY)			
1	If you were 65 on or before 12/31/2020, enter 40.....	1		5	If you were 65 on or before 12/31/2020, enter 40...	5	
2	If you were legally blind on 12/31/2020, enter 40.....	2		6	If you were legally blind on 12/31/2020, enter 40...	6	
3	If you were a member of the Kentucky National Guard on 12/31/2020, enter 20.....	3		7	If you were a member of the Kentucky National Guard on 12/31/2020, enter 20.....	7	
4	Allowable Taxpayer Credit—Add lines 1 through 3...	4		8	Allowable Spouse Credit—Add lines 5 through 7..	8	

**Assignment of Personal Tax Credits**

9	For filing status <b>Single or Married, filing separate returns</b> , enter the amount from line 4 here and in Column B of Form 740, line 17 or Form 740-NP, line 17 (Not to exceed 100).....	9	
10	For filing status <b>Married, filing separately on this combined return</b> , enter the amount from line 4 here and in column B of Form 740, line 17 (Not to exceed 100).....	10	
11	For filing status <b>Married, filing separately on this combined return</b> , enter the amount from line 8 here and in column A of Form 740, line 17. (Not to exceed 100).....	11	
12	For filing status <b>Married, filing jointly</b> , add line 4 and line 8 and enter here and in Column B of Form 740, line 17 or Form 740-NP, line 17. (Not to exceed 200).....	12	

**SECTION C—FAMILY SIZE TAX CREDIT AND INCOME GAP CREDIT**

Enter dependents qualifying for family size credit and income gap credit. See instructions to determine family size and your qualifying dependents. Your family size will be used to determine your family size tax credit percentage and the amount of your income gap credit.

First and Last Name	Dependent's Social Security number	Dependent's relationship to you	Check if qualifying child for family size tax credit
			<input type="checkbox"/>
			<input type="checkbox"/>
			<input type="checkbox"/>

Use this **Family Size Table** to determine the percentage of family size credit and the amount of income gap credit. You will need to know your family size and your modified gross income (a worksheet is located within the instructions). You will enter the percentage for the family size tax credit on Form 740 or 740-NP, line 21 and you will enter the income gap credit on Form 740 or 740-NP, line 25.

Family Size:	One		Two		Three		Four or More		Credit Percentage is	Income Gap Credit		
	If MGI . . . is over	is not over	is over	is not over	is over	is not over	is over	is not over		One	Two	Three
<b>Tax Year 2020</b>	\$ ---	\$12,760	\$ ---	\$17,240	\$ ---	\$21,720	\$ ---	\$26,200	100%			
	12,760	13,270	17,240	17,930	21,720	22,589	26,200	27,248	90%	\$11	\$ 7	\$ 3
	13,270	13,781	17,930	18,619	22,589	23,458	27,248	28,296	80%	\$20	\$13	\$ 6
	13,781	14,291	18,619	19,309	23,458	24,326	28,296	29,344	70%	\$29	\$18	\$ 6
	14,291	14,802	19,309	19,998	24,326	25,195	29,344	30,392	60%	\$37	\$22	\$ 6
	14,802	15,312	19,998	20,688	25,195	26,064	30,392	31,440	50%	\$45	\$24	\$ 4
	15,312	15,822	20,688	21,378	26,064	26,933	31,440	32,488	40%	\$51	\$26	
	15,822	16,205	21,378	21,895	26,933	27,584	32,488	33,274	30%	\$58	\$27	
	16,205	16,588	21,895	22,412	27,584	28,236	33,274	34,060	20%	\$64	\$28	
	16,588	16,971	22,412	22,929	28,236	28,888	34,060	34,846	10%	\$69	\$28	
16,971	---	22,929	---	28,888	---	34,846	---	0%				

Multiply tax from Form 740 or 740-NP, line 19, by the applicable family size tax credit percentage and enter on Form 740 or 740-NP line 21. This is your **Family Size Tax Credit**.



➤ Enclose with Form 740 or 740-NP

Enter name(s) as shown on tax return.

Your Social Security Number

--	--	--	--	--	--	--	--	--	--

**SECTION A—BUSINESS INCENTIVES AND OTHER TAX CREDITS**

A	B Preapproval Required	C Credit Name	D Required Attachment	E		F	
				Spouse		Yourself	
1	No	Nonrefundable Limited Liability Entity	Kentucky Limited Liability Entity Tax Credit Worksheet/Schedule K-1		00		00
2	Yes	Kentucky Small Business	Schedule K-1		00		00
3	Yes	Kentucky Selling Farmers	Schedule K-1		00		00
4	Yes	Skills Training Investment	Schedule K-1		00		00
5	Yes	Certified Rehabilitation	Certification Copies		00		00
6	No	Tax Paid to Another State	Copy(ies) of Other State(s) return or Worksheet A		00		00
7	No	Unemployment	Schedule UTC		00		00
8	Yes	Recycling/Composting Equipment	Schedule RC		00		00
9	Yes	Kentucky Investment Fund	KEDFA notification		00		00
10	No	Qualified Research Facility	Schedule QR		00		00
11	No	GED Incentive	Form DAEL-31		00		00
12	Yes	Voluntary Environmental Remediation	Schedule VERB		00		00
13	Yes	Biodiesel	Schedule BIO		00		00
14	Yes	Clean Coal Incentive	Schedule CCI		00		00
15	Yes	Ethanol	Schedule ETH		00		00
16	Yes	Cellulosic Ethanol	Schedule CELL		00		00
17	No	Railroad Maintenance & Improvement	Schedule RR-I		00		00
18	Yes	Endow Kentucky	Schedule ENDOW		00		00
19	Yes	New Markets Development Program	Form 8874(K)-A		00		00
20	No	Food Donation (Carryover only)	Schedule FD		00		00
21	No	Distilled Spirits	Schedule DS		00		00
22	Yes	Angel Investor	Certification Letter		00		00
23	Yes	Film Industry	Film Office Certification		00		00
24	No	Inventory	Schedule INV		00		00
25	Total of Other Tax Credits (add lines 1 through 24). Enter here and on Form 740, page 1, line 15, Columns A and B, or enter combined totals of Columns E and F on Form 740-NP, page 1, line 15 .....				00		00



**SECTION B—PERSONAL TAX CREDITS**

**Taxpayer**

**Spouse**

Complete only if filing joint or married,  
filing separately on a combined return

Enter your date of birth (MM/DD/YYYY)	<input type="text"/>	Enter your date of birth (MM/DD/YYYY)	<input type="text"/>
1 If you were 65 on or before 12/31/2020, enter 40.....	1 <input type="text"/>	5 If you were 65 on or before 12/31/2020, enter 40...	5 <input type="text"/>
2 If you were legally blind on 12/31/2020, enter 40.....	2 <input type="text"/>	6 If you were legally blind on 12/31/2020, enter 40...	6 <input type="text"/>
3 If you were a member of the Kentucky National Guard on 12/31/2020, enter 20.....	3 <input type="text"/>	7 If you were a member of the Kentucky National Guard on 12/31/2020, enter 20.....	7 <input type="text"/>
4 Allowable Taxpayer Credit—Add lines 1 through 3...	4 <input type="text"/>	8 Allowable Spouse Credit—Add lines 5 through 7..	8 <input type="text"/>

**Assignment of Personal Tax Credits**

9 For filing status <b>Single or Married, filing separate returns</b> , enter the amount from line 4 here and in Column B of Form 740, line 17 or Form 740-NP, line 17 (Not to exceed 100).....	9 <input type="text"/>
10 For filing status <b>Married, filing separately on this combined return</b> , enter the amount from line 4 here and in column B of Form 740, line 17 (Not to exceed 100).....	10 <input type="text"/>
11 For filing status <b>Married, filing separately on this combined return</b> , enter the amount from line 8 here and in column A of Form 740, line 17. (Not to exceed 100).....	11 <input type="text"/>
12 For filing status <b>Married, filing jointly</b> , add line 4 and line 8 and enter here and in Column B of Form 740, line 17 or Form 740-NP, line 17. (Not to exceed 200).....	12 <input type="text"/>

**SECTION C—FAMILY SIZE TAX CREDIT AND INCOME GAP CREDIT**

Enter dependents qualifying for family size credit and income gap credit. See instructions to determine family size and your qualifying dependents. Your family size will be used to determine your family size tax credit percentage and the amount of your income gap credit.

First and Last Name	Dependent's Social Security number	Dependent's relationship to you	Check if qualifying child for family size tax credit
			<input type="checkbox"/>
			<input type="checkbox"/>
			<input type="checkbox"/>

Use this **Family Size Table** to determine the percentage of family size credit and the amount of income gap credit. You will need to know your family size and your modified gross income (a worksheet is located within the instructions). You will enter the percentage for the family size tax credit on Form 740 or 740-NP, line 21 and you will enter the income gap credit on Form 740 or 740-NP, line 25.

Family Size:	One		Two		Three		Four or More		Credit Percentage is	Income Gap Credit		
	If MGI . . . is over	is not over	is over	is not over	is over	is not over	is over	is not over		One	Two	Three
<b>Tax Year 2020</b>	\$ ---	\$12,760	\$ ---	\$17,240	\$ ---	\$21,720	\$ ---	\$26,200	100%			
	12,760	13,270	17,240	17,930	21,720	22,589	26,200	27,248	90%	\$11	\$ 7	\$ 3
	13,270	13,781	17,930	18,619	22,589	23,458	27,248	28,296	80%	\$20	\$13	\$ 6
	13,781	14,291	18,619	19,309	23,458	24,326	28,296	29,344	70%	\$29	\$18	\$ 6
	14,291	14,802	19,309	19,998	24,326	25,195	29,344	30,392	60%	\$37	\$22	\$ 6
	14,802	15,312	19,998	20,688	25,195	26,064	30,392	31,440	50%	\$45	\$24	\$ 4
	15,312	15,822	20,688	21,378	26,064	26,933	31,440	32,488	40%	\$51	\$26	
	15,822	16,205	21,378	21,895	26,933	27,584	32,488	33,274	30%	\$58	\$27	
	16,205	16,588	21,895	22,412	27,584	28,236	33,274	34,060	20%	\$64	\$28	
	16,588	16,971	22,412	22,929	28,236	28,888	34,060	34,846	10%	\$69	\$28	
16,971	---	22,929	---	28,888	---	34,846	---	0%				

Multiply tax from Form 740 or 740-NP, line 19, by the applicable family size tax credit percentage and enter on Form 740 or 740-NP line 21. This is your **Family Size Tax Credit**.



Enter name(s) as shown on page 1, Form 740, 740-NP or 741.

Social Security or Federal Identification Number

--	--	--	--	--	--	--	--	--	--

**PART I – EXCEPTIONS TO THE PENALTY**

The penalty shall not apply if one of the following exceptions is met. If one or more of the following applies to you, check the appropriate box(es), complete any necessary blank(s) and check the "Form 2210-K attached" box located on Form 740, line 35(a), Form 740-NP, line 34(a), or Form 741, line 23(a).

If none of the exceptions apply, go to Part II.

Check applicable box(es).

- 1  Prepaid tax **equals or exceeds** last year's income tax liability.
- a Enter the liability from the 2019 return, Form 740 or Form 740-NP, page 1, line 26, or Form 741, line 20.....
- b Enter amount from the 2020 Form 740, line 32, Form 740-NP, page 2, line 32\*, or Form 741, line 21(d).....

Line (b) must **equal or exceed** line (a) to claim the exception.

- 2  Two-thirds ( $\frac{2}{3}$ ) or more of the gross income was from farming for 2019 or 2020; this return is being filed on or before March 1, 2021; **and** the total tax due is being paid in full. Fiscal year taxpayers must file a return and pay the tax due on or before the first day of the third month following the close of the tax year.
- a Enter total gross income .....
- b Multiply by  $\frac{2}{3}$  (.67).....
- c Enter gross income from farming .....

Line (c) must **equal or exceed** line (b) to qualify for the exception.

- 3  You're filing a decedent's estate return for any tax year ending before the date that is two years after the decedent's death.
- 4  You're filing a trust return for a trust that was owned by the decedent for any tax year ending before the date that is two years after the decedent's death.

1a		00
1b		00
2a		00
2b		00
2c		00

**PART II – REQUIRED ANNUAL PAYMENT**

1	Enter 2020 income tax liability: (Form 740 or Form 740-NP, page 1, line 26, or Form 741, line 20).....	1		00
2	Enter 2020 income tax withheld and refundable credits: (Form 740 or Form 740-NP, page 2, line 31(a) and 31(c), or Form 741, line 21(b)).....	2		00
3	Enter 2020 nonresident withholding: (Form 740-NP, page 2, line 31(d), or Form 741, line 21(c)).....	3		00
4	Add lines 2 and 3. Enter total here .....	4		00
5	Subtract line 4 from line 1. If the result is \$500 or less, stop here; you do not owe a penalty. ( <b>Do not file Form 2210-K.</b> ) .....	5		00
6	Multiply line 1 by 90% (.90) .....	6		00
7	Enter 2019 income tax liability: (2019 Form 740 or Form 740-NP, page 1, line 26, or Form 741, line 20).....	7		00
8	Required annual payment. Enter the smaller of line 6 or line 7.....	8		00

**🔄 To Avoid Underpayment Penalty in the Future, Obtain and File Form 740-ES.**

\*Do not include amounts prepaid with extension after the due date of the fourth declaration installment or amounts paid with the original return.



**NOTE:** Use this page to calculate the estimated tax penalty due.

**PAYMENT DUE DATES**

		A 7/15/20		B 7/15/20		C 9/15/20		D 1/15/21	
9	<b>Required Installments.</b> Enter 25% (.25) of Part II, line 8 in each column .....	9	00		00		00		00
10	<b>Estimated tax paid and tax withheld.</b> For column A only, enter the amount from line 10 on line 14. If line 10 is equal to or greater than line 9 for all payment periods (columns A through D), stop here. You do not owe a penalty. Complete lines 11 through 18 of each column before going to the next column .....	10	00		00		00		00
11	Enter amount, if any, from line 18 of previous column .....	11			00		00		00
12	Add lines 10 and 11. Enter here .....	12			00		00		00
13	Enter the amount from line 17 of previous column. ....	13			00		00		00
14	Subtract line 13 from line 12. If zero or less, enter -0-. For column A only, enter the amount from line 10 .....	14			00		00		00
15	If the amount on line 14 is zero, subtract line 12 from line 13. Otherwise, enter zero .....	15			00		00		00
16	<b>Underpayment.</b> If line 9 is equal to or greater than line 14, subtract line 14 from line 9. Otherwise, go to line 18 .....	16			00		00		00
17	Add lines 15 and 16. Enter here. If line 9 is equal to or greater than line 14, then go to line 11 of the next column.....	17			00		00		00
18	<b>Overpayment.</b> If line 14 is more than line 9, subtract line 9 from line 14, then go to line 11 of the next column .....	18			00		00		00

**FIGURING THE PENALTY**

19	Penalty calculation payment date.....	19	7/15/20	9/15/20	1/15/21	4/15/21
20	Number of days <b>from</b> the payment due date shown at the top of the column above line 9 <b>to</b> the date the amount on line 17 was paid, or the date shown for that column on line 19, whichever is earlier .....	20	0			
21	Annual Percentage Rate (APR).....	21	.07	.07	.07	.05
22	Underpayment from line 17 X Number of days from line 20 365 X APR on line 21 ...	22	\$0	00	00	00
23	<b>ESTIMATED TAX PENALTY:</b> Add amounts on line 22 columns A through D, this is your estimated tax penalty. Enter here and on Form 740 or Form 740-NP, line 34(a) or Form 741, line 23(a) .....	23				00





**PART III—ANNUALIZED INCOME INSTALLMENT METHOD** (See federal instructions)

Estates and trusts, don't use the period ending dates shown to the right. Instead, use the following: 2/29/20, 4/30/20, 7/31/20, and 11/30/20.

**Annualized Income Installments**

- 1 Enter your adjusted gross income for each period (see instructions). (Estates and trusts, enter your taxable income without your exemption for each period.).....
- 2 Annualization amounts. (Estates and trusts, see federal instructions).....
- 3 Annualized income. Multiply line 1 by line 2...
- 4 If you itemize, enter itemized deductions for the period shown in each column. All others enter -0-, and skip to line 7. **Exception:** Estates and trusts, skip to line 9 and enter amounts from line 3.....
- 5 Annualization amounts.....
- 6 Multiply line 4 by line 5.....
- 7 In each column, enter the full amount of your standard deduction from Form 740 or 740-NP, line 10.....
- 8 Enter the **larger** of line 6 or line 7.....
- 9 Subtract line 8 from line 3.....
- 10 Form 740 or 740-NP filers, enter -0- in each column. (Estates and trusts, see federal instructions.).....
- 11 Subtract line 10 from line 9. If zero or less, enter -0-.....
- 12 Figure your tax on the amount on line 11. Multiply by 5% (.05).....
- 13 Applicable Percentage.....
- 14 Multiply line 12 by line 13.....
- Complete lines 15-20 of one column before going to line 15 of the next column**
- 15 Enter the total of the amounts in all columns of line 20.....
- 16 Subtract line 15 from line 14. If zero or less, enter -0-.....
- 17 Enter 25% (0.25) of Part II, line 8 of Form 2210-K in each column.....
- 18 Subtract line 20 of the previous column from line 19 of that column.....
- 19 Add lines 17 and 18.....
- 20 Enter the **smaller** of line 16 or line 19 here and on Form 2210-K, Part II, line 9.....

	A	B	C	D
	1/1/20-3/31/20	1/1/20-5/31/20	1/1/20-8/31/20	1/1/20-12/31/20
1	00	00	00	00
2	4	2.4	1.5	1
3	00	00	00	00
4	00	00	00	00
5	4	2.4	1.5	1
6	00	00	00	00
7	00	00	00	00
8	00	00	00	00
9	00	00	00	00
10	00	00	00	00
11	00	00	00	00
12	00	00	00	00
13	22.5%	45%	67.5%	90%
14	00	00	00	00
15		00	00	00
16	00	00	00	00
17	00	00	00	00
18		00	00	00
19	00	00	00	00
20	00	00	00	00





Enter name(s) as shown on page 1, Form 740, 740-NP or 741.

Social Security or Federal Identification Number

--	--	--	--	--	--	--	--

**PART I – EXCEPTIONS TO THE PENALTY**

The penalty shall not apply if one of the following exceptions is met. If one or more of the following applies to you, check the appropriate box(es), complete any necessary blank(s) and check the "Form 2210-K attached" box located on Form 740, line 35(a), Form 740-NP, line 34(a), or Form 741, line 23(a).

If none of the exceptions apply, go to Part II.

Check applicable box(es).

- 1  Prepaid tax **equals or exceeds** last year's income tax liability.
- a Enter the liability from the 2019 return, Form 740 or Form 740-NP, page 1, line 26, or Form 741, line 20.....
- b Enter amount from the 2020 Form 740, line 32, Form 740-NP, page 2, line 32\*, or Form 741, line 21(d).....

Line (b) must **equal or exceed** line (a) to claim the exception.

- 2  Two-thirds ( $\frac{2}{3}$ ) or more of the gross income was from farming for 2019 or 2020; this return is being filed on or before March 1, 2021; **and** the total tax due is being paid in full. Fiscal year taxpayers must file a return and pay the tax due on or before the first day of the third month following the close of the tax year.
- a Enter total gross income .....
- b Multiply by  $\frac{2}{3}$  (.67).....
- c Enter gross income from farming .....

Line (c) must **equal or exceed** line (b) to qualify for the exception.

- 3  You're filing a decedent's estate return for any tax year ending before the date that is two years after the decedent's death.
- 4  You're filing a trust return for a trust that was owned by the decedent for any tax year ending before the date that is two years after the decedent's death.

1a		00
1b		00
2a		00
2b		00
2c		00

**PART II – REQUIRED ANNUAL PAYMENT**

1	Enter 2020 income tax liability: (Form 740 or Form 740-NP, page 1, line 26, or Form 741, line 20).....	1		00
2	Enter 2020 income tax withheld and refundable credits: (Form 740 or Form 740-NP, page 2, line 31(a) and 31(c), or Form 741, line 21(b)).....	2		00
3	Enter 2020 nonresident withholding: (Form 740-NP, page 2, line 31(d), or Form 741, line 21(c)).....	3		00
4	Add lines 2 and 3. Enter total here .....	4		00
5	Subtract line 4 from line 1. If the result is \$500 or less, stop here; you do not owe a penalty. ( <b>Do not file Form 2210-K.</b> ) .....	5		00
6	Multiply line 1 by 90% (.90) .....	6		00
7	Enter 2019 income tax liability: (2019 Form 740 or Form 740-NP, page 1, line 26, or Form 741, line 20).....	7		00
8	Required annual payment. Enter the smaller of line 6 or line 7.....	8		00

**To Avoid Underpayment Penalty in the Future, Obtain and File Form 740-ES.**

\*Do not include amounts prepaid with extension after the due date of the fourth declaration installment or amounts paid with the original return.



**NOTE:** Use this page to calculate the estimated tax penalty due.

**PAYMENT DUE DATES**

		A 7/15/20		B 7/15/20		C 9/15/20		D 1/15/21	
9	<b>Required Installments.</b> Enter 25% (.25) of Part II, line 8 in each column .....	9	00		00		00		00
10	<b>Estimated tax paid and tax withheld.</b> For column A only, enter the amount from line 10 on line 14. If line 10 is equal to or greater than line 9 for all payment periods (columns A through D), stop here. You do not owe a penalty. Complete lines 11 through 18 of each column before going to the next column .....	10	00		00		00		00
11	Enter amount, if any, from line 18 of previous column .....	11			00		00		00
12	Add lines 10 and 11. Enter here .....	12			00		00		00
13	Enter the amount from line 17 of previous column. ....	13			00		00		00
14	Subtract line 13 from line 12. If zero or less, enter -0-. For column A only, enter the amount from line 10 .....	14			00		00		00
15	If the amount on line 14 is zero, subtract line 12 from line 13. Otherwise, enter zero .....	15			00		00		00
16	<b>Underpayment.</b> If line 9 is equal to or greater than line 14, subtract line 14 from line 9. Otherwise, go to line 18 .....	16			00		00		00
17	Add lines 15 and 16. Enter here. If line 9 is equal to or greater than line 14, then go to line 11 of the next column.....	17			00		00		00
18	<b>Overpayment.</b> If line 14 is more than line 9, subtract line 9 from line 14, then go to line 11 of the next column .....	18			00		00		00

**FIGURING THE PENALTY**

		7/15/20		9/15/20		1/15/21		4/15/21	
19	Penalty calculation payment date.....	19							
20	Number of days <b>from</b> the payment due date shown at the top of the column above line 9 <b>to</b> the date the amount on line 17 was paid, or the date shown for that column on line 19, whichever is earlier .....	20	0						
21	Annual Percentage Rate (APR).....	21	.07		.07		.07		.05
22	Underpayment from line 17 X Number of days from line 20 365 X APR on line 21 ...	22	\$0	00		00		00	00
23	<b>ESTIMATED TAX PENALTY:</b> Add amounts on line 22 columns A through D, this is your estimated tax penalty. Enter here and on Form 740 or Form 740-NP, line 34(a) or Form 741, line 23(a) .....	23							00



**PART III—ANNUALIZED INCOME INSTALLMENT METHOD** (See federal instructions)

Estates and trusts, don't use the period ending dates shown to the right. Instead, use the following: 2/29/20, 4/30/20, 7/31/20, and 11/30/20.

**Annualized Income Installments**

- 1 Enter your adjusted gross income for each period (see instructions). (Estates and trusts, enter your taxable income without your exemption for each period.).....
- 2 Annualization amounts. (Estates and trusts, see federal instructions).....
- 3 Annualized income. Multiply line 1 by line 2...
- 4 If you itemize, enter itemized deductions for the period shown in each column. All others enter -0-, and skip to line 7. **Exception:** Estates and trusts, skip to line 9 and enter amounts from line 3.....
- 5 Annualization amounts.....
- 6 Multiply line 4 by line 5.....
- 7 In each column, enter the full amount of your standard deduction from Form 740 or 740-NP, line 10.....
- 8 Enter the **larger** of line 6 or line 7.....
- 9 Subtract line 8 from line 3.....
- 10 Form 740 or 740-NP filers, enter -0- in each column. (Estates and trusts, see federal instructions.).....
- 11 Subtract line 10 from line 9. If zero or less, enter -0-.....
- 12 Figure your tax on the amount on line 11. Multiply by 5% (.05).....
- 13 Applicable Percentage.....
- 14 Multiply line 12 by line 13.....
- Complete lines 15-20 of one column before going to line 15 of the next column**
- 15 Enter the total of the amounts in all columns of line 20.....
- 16 Subtract line 15 from line 14. If zero or less, enter -0-.....
- 17 Enter 25% (0.25) of Part II, line 8 of Form 2210-K in each column.....
- 18 Subtract line 20 of the previous column from line 19 of that column.....
- 19 Add lines 17 and 18.....
- 20 Enter the **smaller** of line 16 or line 19 here and on Form 2210-K, Part II, line 9.....

	A	B	C	D
	1/1/20-3/31/20	1/1/20-5/31/20	1/1/20-8/31/20	1/1/20-12/31/20
1	00	00	00	00
2	4	2.4	1.5	1
3	00	00	00	00
4	00	00	00	00
5	4	2.4	1.5	1
6	00	00	00	00
7	00	00	00	00
8	00	00	00	00
9	00	00	00	00
10	00	00	00	00
11	00	00	00	00
12	00	00	00	00
13	22.5%	45%	67.5%	90%
14	00	00	00	00
15		00	00	00
16	00	00	00	00
17	00	00	00	00
18		00	00	00
19	00	00	00	00
20	00	00	00	00





2000260001

Enter name(s) as shown on Form 740 or Form 740-NP, page 1.

Your Social Security Number

--	--	--	--	--	--	--	--	--	--

**Caution:** You **cannot** take the 2020 Kentucky Education Tuition Tax Credit if you are not eligible for the Federal Education Credits. You must attach the federal Form 8863.

**Carryforward Information:** If you have an unused credit from prior year(s), complete Part V to determine your carry-forward amount. You must have completed Form 8863-K in prior years to claim any allowable unused credit carryforward.

**PART I—Qualifications**

	Yes	No
• Are all expenses claimed on this form for an eligible educational institution located within the Commonwealth of Kentucky (Kentucky institution)?.....		
• Are all of the expenses claimed on this form for undergraduate studies?.....		
• Is your Kentucky filing status single; married filing separately on a combined return; or married filing a joint return? .....		

If you answered "No" to any of these questions above, **STOP**, you do not qualify for this credit.  
If you answered "Yes" to all questions above, go to Part II.

**PART II—American Opportunity Credit (List only expenses for undergraduate studies from Kentucky institutions)**

1	(c) Qualified Expenses (see instructions). <b>Do not</b> enter more than \$4,000 for each student.	(d) Subtract \$2,000 from column (c); if zero or less enter -0-	(e) Multiply column (d) by 25% (.25)	(f) If column (d) is zero enter the amount from column (c); otherwise, add \$2,000 to column (e) and enter result
a <u>Student Name</u> SSN				
	.00	.00	.00	.00
b Institution Name and Address				
a <u>Student Name</u> SSN				
	.00	.00	.00	.00
b Institution Name and Address				

2 Add the amounts on line 1, column (f).....	2		00
3 Enter the decimal amount from line 6 of the federal Form 8863. If this line is blank, enter -0- and go to line 4; you cannot take any American Opportunity Credit .....	3	- . - - -	
4 <b>Tentative American Opportunity Credit.</b> Multiply line 2 by line 3 and enter here (Note: The result on line 4 cannot exceed the amount of the federal Form 8863, line 7). If you are taking the Lifetime Learning Credit for another student, complete Part III; otherwise, enter amount from line 4 on line 11.....	4		00





**PART III—Lifetime Learning Credit (List only expenses for undergraduate studies from Kentucky institutions)**

5	(a) Student Name	(b) Student SSN	(c) Name and Address of Kentucky Institution	(d) Qualified Expenses (See instructions)									
		<table border="1" style="width: 100%; height: 20px;"> <tr> <td style="width: 12.5%;"></td> <td style="width: 12.5%;"></td> <td style="width: 12.5%;"></td> <td style="width: 12.5%;"></td> <td style="width: 12.5%;"></td> <td style="width: 12.5%;"></td> <td style="width: 12.5%;"></td> <td style="width: 12.5%;"></td> <td style="width: 12.5%;"></td> <td style="width: 12.5%;"></td> </tr> </table>											.00
		<table border="1" style="width: 100%; height: 20px;"> <tr> <td style="width: 12.5%;"></td> <td style="width: 12.5%;"></td> <td style="width: 12.5%;"></td> <td style="width: 12.5%;"></td> <td style="width: 12.5%;"></td> <td style="width: 12.5%;"></td> <td style="width: 12.5%;"></td> <td style="width: 12.5%;"></td> <td style="width: 12.5%;"></td> <td style="width: 12.5%;"></td> </tr> </table>											.00
6	Add the amounts on line 5, column (d) and enter total here.....			00									
7	Enter the smaller of line 6 or \$10,000 .....			00									
8	Multiply line 7 by 20% (.20) and enter here.....			00									
9	Enter the decimal amount from line 17 of the federal Form 8863. If this line is blank, enter -0- and go to line 10; you cannot take any Lifetime Learning Credit.....			— • — — —									
10	<b>Tentative Lifetime Learning Credit.</b> Multiply line 8 by line 9 and enter here (Note: The result on line 10 cannot exceed the amount of the federal Form 8863, line 18) .....			00									
11	<b>Total Tentative Kentucky Education Tuition Tax Credits. Add lines 4 and 10.</b> .....			00									

**PART IV—Allowable Education Credits**

12	Multiply the amount on line 11 by 25% (.25) and enter total here .....	00
13	Enter tentative tax from Form 740 or Form 740-NP, line 22 .....	00
14	Enter amount from Part V, line 34. If Part V, line 34 is blank, enter -0-.....	00
15	Subtract line 14 from line 13.....	00
16	Enter the smaller of line 15 or line 12 .....	00
17	Add lines 14 and 16. Enter here and on Form 740 or Form 740-NP, line 23. <b>This is your allowable 2020 Kentucky Education Tuition Tax Credit</b> .....	00
18	If line 15 is smaller than line 12, subtract line 15 from line 12. This is the amount of <b>unused credit carryforward from 2020 to 2021</b> . Enter here and on the 2020 Carryforward Worksheet, Line E, provided below .....	00



2002030001

**PART V – Credit Carryforward from Prior Years**

19	Enter tentative tax from Form 740 or Form 740-NP, page 1, line 22 .....	19		00
20	Enter your credit carryforward from 2015 .....	20		00
21	Enter your credit carryforward from 2016 .....	21		00
22	Enter your credit carryforward from 2017 .....	22		00
23	Enter your credit carryforward from 2018 .....	23		00
24	Enter your credit carryforward from 2019 .....	24		00
25	Add lines 20 through 24 and enter total here .....	25		00
26	Subtract line 20 from line 19. If zero or less, enter -0- .....	26		00
27	<b>Enter 2016 credit carryforward to 2021.</b> Subtract line 26 from line 21. If zero or less, enter -0- .....	27		00
28	Subtract line 21 from line 26. If zero or less, enter -0- .....	28		00
29	<b>Enter 2017 credit carryforward to 2021.</b> Subtract line 28 from line 22. If zero or less, enter -0- .....	29		00
30	Subtract line 22 from line 28. If zero or less, enter -0- .....	30		00
31	<b>Enter 2018 credit carryforward to 2021.</b> Subtract line 30 from line 23. If zero or less, enter -0- .....	31		00
32	Subtract line 23 from line 30. If zero or less, enter -0- .....	32		00
33	<b>Enter 2019 credit carryforward to 2021.</b> Subtract line 32 from line 24. If zero or less, enter -0- .....	33		00
34	Enter the smaller of line 19 or line 25 .....	34		00

**2020 Carryforward Worksheet**

<b>A</b>	<b>From Part V, Line 27, 2016 to 2021</b>	<u>          </u>	<u>.00</u>
<b>B</b>	<b>From Part V, Line 29, 2017 to 2021</b>	<u>          </u>	<u>.00</u>
<b>C</b>	<b>From Part V, Line 31, 2018 to 2021</b>	<u>          </u>	<u>.00</u>
<b>D</b>	<b>From Part V, Line 33, 2019 to 2021</b>	<u>          </u>	<u>.00</u>
<b>E</b>	<b>From Part IV, Line 18, 2020 to 2021</b>	<u>          </u>	<u>.00</u>

If you have a carryforward of credit, maintain a copy of this worksheet or Form 8863-K for your records. This information will be needed to prepare future returns.





2000260001

Enter name(s) as shown on Form 740 or Form 740-NP, page 1.

Your Social Security Number

--	--	--	--	--	--	--	--	--	--

**Caution:** You **cannot** take the 2020 Kentucky Education Tuition Tax Credit if you are not eligible for the Federal Education Credits. You must attach the federal Form 8863.

**Carryforward Information:** If you have an unused credit from prior year(s), complete Part V to determine your carry-forward amount. You must have completed Form 8863-K in prior years to claim any allowable unused credit carryforward.

**PART I—Qualifications**

	Yes	No
• Are all expenses claimed on this form for an eligible educational institution located within the Commonwealth of Kentucky (Kentucky institution)?.....		
• Are all of the expenses claimed on this form for undergraduate studies?.....		
• Is your Kentucky filing status single; married filing separately on a combined return; or married filing a joint return? .....		

If you answered "No" to any of these questions above, **STOP**, you do not qualify for this credit.  
If you answered "Yes" to all questions above, go to Part II.

**PART II—American Opportunity Credit (List only expenses for undergraduate studies from Kentucky institutions)**

1	(c) Qualified Expenses (see instructions). <b>Do not</b> enter more than \$4,000 for each student.	(d) Subtract \$2,000 from column (c); if zero or less enter -0-	(e) Multiply column (d) by 25% (.25)	(f) If column (d) is zero enter the amount from column (c); otherwise, add \$2,000 to column (e) and enter result
a <u>Student Name</u> SSN				
	.00	.00	.00	.00
b Institution Name and Address				
a <u>Student Name</u> SSN				
	.00	.00	.00	.00
b Institution Name and Address				

2 Add the amounts on line 1, column (f).....	2		00
3 Enter the decimal amount from line 6 of the federal Form 8863. If this line is blank, enter -0- and go to line 4; you cannot take any American Opportunity Credit .....	3	- . - - -	
4 <b>Tentative American Opportunity Credit.</b> Multiply line 2 by line 3 and enter here (Note: The result on line 4 cannot exceed the amount of the federal Form 8863, line 7). If you are taking the Lifetime Learning Credit for another student, complete Part III; otherwise, enter amount from line 4 on line 11.....	4		00



**PART III—Lifetime Learning Credit (List only expenses for undergraduate studies from Kentucky institutions)**

5	(a) Student Name	(b) Student SSN	(c) Name and Address of Kentucky Institution	(d) Qualified Expenses (See instructions)									
		<table border="1" style="width: 100%; height: 20px;"> <tr> <td style="width: 12.5%;"></td> <td style="width: 12.5%;"></td> <td style="width: 12.5%;"></td> <td style="width: 12.5%;"></td> <td style="width: 12.5%;"></td> <td style="width: 12.5%;"></td> <td style="width: 12.5%;"></td> <td style="width: 12.5%;"></td> <td style="width: 12.5%;"></td> <td style="width: 12.5%;"></td> </tr> </table>											.00
		<table border="1" style="width: 100%; height: 20px;"> <tr> <td style="width: 12.5%;"></td> <td style="width: 12.5%;"></td> <td style="width: 12.5%;"></td> <td style="width: 12.5%;"></td> <td style="width: 12.5%;"></td> <td style="width: 12.5%;"></td> <td style="width: 12.5%;"></td> <td style="width: 12.5%;"></td> <td style="width: 12.5%;"></td> <td style="width: 12.5%;"></td> </tr> </table>											.00
6	Add the amounts on line 5, column (d) and enter total here.....			00									
7	Enter the smaller of line 6 or \$10,000 .....			00									
8	Multiply line 7 by 20% (.20) and enter here.....			00									
9	Enter the decimal amount from line 17 of the federal Form 8863. If this line is blank, enter -0- and go to line 10; you cannot take any Lifetime Learning Credit.....			— • — — —									
10	<b>Tentative Lifetime Learning Credit.</b> Multiply line 8 by line 9 and enter here (Note: The result on line 10 cannot exceed the amount of the federal Form 8863, line 18) .....			00									
11	<b>Total Tentative Kentucky Education Tuition Tax Credits. Add lines 4 and 10.</b> .....			00									

**PART IV—Allowable Education Credits**

12	Multiply the amount on line 11 by 25% (.25) and enter total here .....	00
13	Enter tentative tax from Form 740 or Form 740-NP, line 22 .....	00
14	Enter amount from Part V, line 34. If Part V, line 34 is blank, enter -0-.....	00
15	Subtract line 14 from line 13.....	00
16	Enter the smaller of line 15 or line 12 .....	00
17	Add lines 14 and 16. Enter here and on Form 740 or Form 740-NP, line 23. <b>This is your allowable 2020 Kentucky Education Tuition Tax Credit</b> .....	00
18	If line 15 is smaller than line 12, subtract line 15 from line 12. This is the amount of <b>unused credit carryforward from 2020 to 2021</b> . Enter here and on the 2020 Carryforward Worksheet, Line E, provided below .....	00



2002030001

**PART V—Credit Carryforward from Prior Years**

19	Enter tentative tax from Form 740 or Form 740-NP, page 1, line 22 .....	19		00
20	Enter your credit carryforward from 2015 .....	20		00
21	Enter your credit carryforward from 2016 .....	21		00
22	Enter your credit carryforward from 2017 .....	22		00
23	Enter your credit carryforward from 2018 .....	23		00
24	Enter your credit carryforward from 2019 .....	24		00
25	Add lines 20 through 24 and enter total here .....	25		00
26	Subtract line 20 from line 19. If zero or less, enter -0- .....	26		00
27	<b>Enter 2016 credit carryforward to 2021.</b> Subtract line 26 from line 21. If zero or less, enter -0- .....	27		00
28	Subtract line 21 from line 26. If zero or less, enter -0- .....	28		00
29	<b>Enter 2017 credit carryforward to 2021.</b> Subtract line 28 from line 22. If zero or less, enter -0- .....	29		00
30	Subtract line 22 from line 28. If zero or less, enter -0- .....	30		00
31	<b>Enter 2018 credit carryforward to 2021.</b> Subtract line 30 from line 23. If zero or less, enter -0- .....	31		00
32	Subtract line 23 from line 30. If zero or less, enter -0- .....	32		00
33	<b>Enter 2019 credit carryforward to 2021.</b> Subtract line 32 from line 24. If zero or less, enter -0- .....	33		00
34	Enter the smaller of line 19 or line 25 .....	34		00

**2020 Carryforward Worksheet**

<b>A</b>	<b>From Part V, Line 27, 2016 to 2021</b>	<u>          </u>	<u>.00</u>
<b>B</b>	<b>From Part V, Line 29, 2017 to 2021</b>	<u>          </u>	<u>.00</u>
<b>C</b>	<b>From Part V, Line 31, 2018 to 2021</b>	<u>          </u>	<u>.00</u>
<b>D</b>	<b>From Part V, Line 33, 2019 to 2021</b>	<u>          </u>	<u>.00</u>
<b>E</b>	<b>From Part IV, Line 18, 2020 to 2021</b>	<u>          </u>	<u>.00</u>

If you have a carryforward of credit, maintain a copy of this worksheet or Form 8863-K for your records. This information will be needed to prepare future returns.



## Instructions for Schedule ITC

You must file Schedule ITC if you have:

- nonrefundable business incentive credits
- Personal tax credits (65 or over, blind or in Kentucky National Guard)
- qualifying dependent children and are claiming the Family Size tax credit and/or the Income Tax Gap credit.

### SECTION A—BUSINESS INCENTIVE AND OTHER TAX CREDITS

#### Line 1, Nonrefundable Limited Liability Entity Tax Credit (KRS 141.0401(2))

An individual that is a partner, member or shareholder of a limited liability pass-through entity is allowed a limited liability entity tax (LLET) credit against the income tax imposed by KRS 141.020 equal to the individual's proportionate share of LLET computed on the gross receipts or gross profits of the limited liability pass-through entity as provided by KRS 141.0401(2), after the LLET is reduced by the minimum tax of \$175 and by other tax credits which the limited liability pass-through entity may be allowed. The credit allows an individual that is a partner, member, or shareholder of a limited liability pass-through entity against income tax shall be applied only to income tax assessed on the individual's proportionate share of distributive income from the limited liability pass-through entity as provided by KRS 141.0401(3) (b). Any remaining LLET credit shall be disallowed and shall not be carried forward to the next year.

Nonrefundable Kentucky limited liability entity tax credit (KRS 141.0401(2))—The credit amount is shown on Kentucky Schedule(s) K-1 from pass-through entities (PTEs) or Form(s) 725 for single member limited liability companies. **Copies of Kentucky Schedule(s) K-1 or Form(s) 725 must be enclosed with your return.**

#### Kentucky Limited Liability Entity Tax Credit Worksheet

Complete a separate worksheet for each LLE. Retain for your records.

Name \_\_\_\_\_

Address \_\_\_\_\_

FEIN \_\_\_\_\_

**Percentage of Ownership** ..... %

1. Enter Kentucky taxable income from Form 740, line 11 or 740-NP, line 13... \_\_\_\_\_
2. Enter LLE income **as shown on Kentucky Schedule K-1 or Form 725** ..... \_\_\_\_\_
3. Subtract line 2 from line 1 and enter total here ..... \_\_\_\_\_
4. Enter Kentucky tax on income amount on line 1..... \_\_\_\_\_
5. Enter Kentucky tax on income amount on line 3..... \_\_\_\_\_

6. Subtract line 5 from line 4. If line 5 is larger than line 4, enter zero. This is your tax savings if income is ignored ..... \_\_\_\_\_
7. Enter nonrefundable limited liability entity tax credit (**from Kentucky Schedule K-1 or Form 725**) ..... \_\_\_\_\_
8. Enter the lesser of line 6 or line 7. This is your credit. Enter here and on Schedule ITC, Section A, line 1 .... \_\_\_\_\_

**Line 2, Kentucky Small Business Tax Credit**—For taxable years beginning after December 31, 2010, a small business may be eligible for a nonrefundable credit of up to one hundred percent (100%) of the Kentucky income tax imposed under KRS 141.020 or 141.040, and the limited liability entity tax imposed under KRS 141.0401.

The small business development credit program authorized by KRS 154.60-020 and KRS 141.384 was amended to allow the credit to apply to taxable years beginning after December 31, 2010. The definition of base year for purposes of the credit computation was changed to the first full year of operation that begins on or after January 1, 2009 and before January 1, 2010.

Small businesses are eligible to apply for credits and receive final approval for these credits one (1) year after the small business:

- Creates and fills one (1) or more eligible positions over the base employment, and that position or positions are created and filled for twelve (12) months; and
- Invests five thousand dollars (\$5,000) or more in qualifying equipment or technology.

The small business shall submit all information necessary to the Kentucky Economic Development Finance Authority to determine credit eligibility for each year and the amount of credit for which the small business is approved.

A small business that is a pass-through entity not subject to the tax imposed by KRS 141.040 and that has tax credits approved under Subchapter 60 of KRS Chapter 154 shall apply the credits against the limited liability entity tax imposed by KRS 141.0401, and shall also distribute the amount of the approved tax credits to each partner, member, or shareholder based on the partner's, member's, or shareholder's distributive share of income as determined for the year during which the tax credits are approved.

The maximum amount of credits that may be committed in each fiscal year by the Kentucky Economic Development Finance Authority shall be capped at three million dollars (\$3,000,000). The maximum amount of credit for each small business for each year shall not exceed twenty-five thousand dollars (\$25,000). The credit shall be claimed on the tax return for the year during which the credit was approved. As per KRS 141.0205, individuals entitled to this credit will claim the credit on Schedule ITC, Section A, line 2.

Unused credits may be carried forward for up to five (5) years.



**Line 3, Kentucky Selling Farmers Tax Credit**—For taxable years beginning January 1, 2020, a selling farmer may be eligible for a nonrefundable credit of up to one hundred percent (100%) of the Kentucky income tax imposed under KRS 141.020 or 141.040, and the limited liability entity tax imposed under KRS 141.0401.

The small business development credit program authorized by KRS 154.60-020 and KRS 141.384 was amended to allow the credit to apply to taxable years beginning after December 31, 2010. The definition of base year for purposes of the credit computation was changed to the first full year of operation that begins on or after January 1, 2009 and before January 1, 2010.

Small businesses are eligible to apply for credits and receive final approval for these credits one (1) year after the small business:

- Creates and fills one (1) or more eligible positions over the base employment, and that position or positions are created and filled for twelve (12) months; and
- Invests five thousand dollars (\$5,000) or more in qualifying equipment or technology.

The small business shall submit all information necessary to the Kentucky Economic Development Finance Authority to determine credit eligibility for each year and the amount of credit for which the small business is approved.

A selling farmer that is a pass-through entity not subject to the tax imposed by KRS 141.040 and that has tax credits approved under Subchapter 60 of KRS Chapter 154 shall apply the credits against the limited liability entity tax imposed by KRS 141.0401, and shall also distribute the amount of the approved tax credits to each partner, member, or shareholder based on the partner's, member's, or shareholder's distributive share of income as determined for the year during which the tax credits are approved.

The maximum amount of selling farmers credit for each year shall not exceed twenty-five thousand dollars (\$25,000) and cannot exceed \$100,000 over the lifetime of the selling farmers credit. The credit shall be claimed on the tax return for the year during which the credit was approved. As per KRS 141.0205, individuals entitled to this credit will claim the selling farmers tax credit on Schedule ITC, Section A, line 3.

Unused credits may be carried forward for up to five (5) years.

**Line 4, Skills Training Investment Tax Credit**—Enter the amount of credit certified by the Bluegrass State Skills Corporation. A copy of the Kentucky Schedule K-1 for the year the credit was approved must be enclosed with the return in the first year the credit is claimed. The excess credit over the income tax liability in the year approved may be carried forward for three successive taxable years. For information regarding the application and approval process for this credit, contact the Cabinet for Economic Development, Bluegrass State Skills Corporation at (502) 564-2021.

**Line 5, Nonrefundable Certified Rehabilitation Credit**—This credit is available to owner-occupied residential and commercial preservation projects for structures that are listed

in the National Register of Historic Places, or in a National Register historic district, up to \$3 million annually. The credit is 30 percent of certified rehabilitation expenses for owner-occupied residential properties, not to exceed \$60,000 per project, and 20 percent for commercial and income-producing properties. To qualify, an owner must spend at least \$20,000 on rehabilitation.

Individuals or businesses can apply the credit against their state income tax liability, carry the credit forward up to seven years or transfer it to a banking institution to leverage financing. For applications submitted on or after **April 30, 2010**, the credit shall be refundable if the taxpayer makes an election under KRS 171.397(2)(b). For more information regarding this credit, visit the Kentucky Heritage Council's website at [www.heritage.ky.gov](http://www.heritage.ky.gov), or call (502) 564-7005.

**Line 6, Credit for Tax Paid to Another State**—Kentucky residents are required to report all income received including income from sources outside Kentucky. Within certain limitations, a credit for income tax paid to another state may be claimed. The credit is **limited** to the amount of Kentucky tax savings had the income reported to the other state been omitted, or the amount of tax paid to the other state, **whichever is less**. As per KRS 141.070(3) "state" means a state of the United States, the District of Columbia, the commonwealth of Puerto Rico, or any territory or possession of the United States.

**You may not claim credit for tax withheld by another state.** You must file a return with the other state and pay tax on income also taxed by Kentucky in order to claim the credit. A copy of the other state's return including a schedule of income sources must be enclosed to verify this credit. **If you owe tax in more than one state, the credit for each state must be computed separately.**

**Reciprocal States**—Kentucky has reciprocal agreements with specific states. These agreements provide for taxpayers to be taxed by their state of residence, and not the state where income is earned. Persons who live in Kentucky for more than 183 days during the tax year are considered residents and reciprocity does not apply. The states and types of exemptions are as follows:

**Illinois, West Virginia**—wages and salaries

**Indiana**—wages, salaries and commissions

**Michigan, Wisconsin**—income from personal services (including salaries and wages)

**Ohio**—wages and salaries. **Note:** Wages which an S corporation pays to a shareholder-employee if the shareholder-employee is a "twenty (20) percent or greater" direct or indirect equity investor in the S corporation shall not be exempt under the reciprocity agreement.

**Virginia**—commuting daily, salaries and wages

Kentucky does not allow a credit for tax paid to a reciprocal state on the above income. If tax was withheld by a reciprocal state, you must file directly with the other state for a refund of those taxes.

**Credit for Taxes Paid to Other State Worksheet**

**Kentucky residents/part-year residents only. Complete a separate worksheet for each state.**

**TIP—Credit for taxes paid to another state may be reduced or eliminated if gambling losses are claimed on Schedule A.**

Name of other state.....

1. List Kentucky taxable income from Form 740, line 11 or 740-NP, line 13... \_\_\_\_\_
2. List any gambling losses from Schedule A ..... \_\_\_\_\_
3. Add lines 1 and 2 and enter total here ..... \_\_\_\_\_
4. List income reported to other state included on Kentucky return .... \_\_\_\_\_
5. Subtract line 4 from line 3 and enter total here ..... \_\_\_\_\_
6. Adjusted gambling losses. Compute gambling losses allowed on Kentucky return if income from other state is ignored ..... \_\_\_\_\_
7. Subtract line 6 from line 5 and enter total here ..... \_\_\_\_\_
8. Enter Kentucky tax on income amount on line 7..... \_\_\_\_\_
9. Enter Kentucky tax on income amount on line 1..... \_\_\_\_\_
10. Subtract line 8 from line 9. This is the tax savings on return if other state's income is ignored ..... \_\_\_\_\_
11. Enter tax paid to other state on income claimed on Kentucky return. \_\_\_\_\_
12. Enter the lesser of line 10 or line 11. This is your credit for tax paid to other state. Carry this total to Schedule ITC, Section A, line 6..... \_\_\_\_\_

**Line 7, Employer's Unemployment Tax Credit**—If you hired unemployed Kentucky residents to work for you during the last six months of 2019 or during 2020, you may be eligible to claim the unemployment tax credit. In order to claim a credit, each person hired must meet specific criteria. For each qualified person, you may claim a tax credit of \$100. The period of unemployment must be certified by the Office of Employment and Training, Education Cabinet, 275 East Main Street, 2-WA, Frankfort, KY 40621-0001, and you must maintain a copy of the certification in your files. A copy of Schedule UTC must be enclosed with your return.

**Line 8, Recycling and/or Composting Tax Credit**—Individuals who purchase recycling or composting equipment to be used exclusively in Kentucky for recycling or composting postconsumer waste materials, are entitled to a credit against the tax equal to 50 percent of the installed cost of the equipment pursuant to KRS 141.390. Application for this credit must be made on Schedule RC, which may be obtained from the Department of Revenue. A copy of Schedule RC and/or Schedule RC (K-1) reflecting the amount of credit approved by the Department of Revenue must be enclosed with the return.

**Line 9, Kentucky Investment Fund Tax Credit—Limits on Kentucky Investment Fund Act (KIFA) Credits**—An investor whose cash contribution to an investment fund has been certified by the Kentucky Economic Development Finance Authority (KEDFA) is entitled to a nonrefundable credit against Kentucky income tax equal to 40 percent of the cash contribution. For investments before July 1, 2002, the amount of credit that may be claimed in any given year is limited to 25 percent of the total amount certified by the Kentucky Economic Development Finance Authority (KEDFA). For investments after June 30, 2002, the credit is claimed on the tax return filed for the tax year following the year in which the credit is granted and is limited in any tax year to 50 percent of the initial aggregate credit apportioned to the investor. Enclose a copy of the certification by KEDFA in the first year claimed. Any excess credit may be carried forward. No credit may extend beyond 15 years of the initial certification.

**Line 10, Qualified Research Facility Tax Credit**—A nonrefundable credit is allowed against individual and corporation income taxes equal to 5 percent of the cost of constructing and equipping new facilities or expanding or remodeling existing facilities in Kentucky for qualified research. "Qualified research" is defined to mean qualified research as defined in Section 41 of the IRC. Any unused credit may be carried forward 10 years. Complete and enclose Schedule QR, Qualified Research Facility Tax Credit.

**Line 11, Employer GED Incentive Tax Credit**—KRS Chapter 164.0062 provides a nonrefundable income tax credit for employers who assist employees in completing a learning contract in which the employee agrees to obtain his or her high school equivalency diploma. The employer shall complete the lower portion of the GED-Incentive Program Final Report (Form DAEL-31) and enclose a copy to the return to claim this credit. Shareholders and partners should enclose a copy of Schedule K-1 showing the amount of credit distributed. For information regarding the program, contact the Education Cabinet, Kentucky Adult Education, Council on Postsecondary Education.

**Line 12, Voluntary Environmental Remediation Credit**—This line should be completed only if the taxpayers have an agreed order with the Environmental and Public Protection Cabinet under the provisions of KRS 224.1-400 or 405 and have been approved for the credit by the Department of Revenue. Maximum credit allowed to be claimed per taxable year is 25 percent of approved credit. For more information regarding credit for voluntary environmental remediation property, contact the Environmental and Public Protection Cabinet at (502) 564-3350. To claim this credit, Schedule VERB must be enclosed.

**Line 13, Biodiesel and Renewable Diesel Credit**—Producers and blenders of biodiesel and producers of renewable diesel are entitled to a tax credit against the taxes imposed by KRS 141.020, KRS 141.040 and KRS 141.0401. The taxpayer must file a claim for biodiesel and renewable diesel credit with the Department of Revenue by January 15 each year for biodiesel produced or blended and the renewable diesel produced in the previous calendar year. The department shall issue a credit certification to the taxpayer by April 15. The credit certification must be enclosed with the tax return claiming this credit.

**Line 14, Clean Coal Incentive Tax Credit**—A nonrefundable, nontransferable credit against taxes imposed by KRS 136.120, KRS 141.020, KRS 141.040 or KRS 141.0401 shall be allowed for a clean coal facility. As provided by KRS 141.428, a clean coal facility means an electric generation facility beginning commercial operation on or after January 1, 2005, at a cost greater than \$150 million that is located in the Commonwealth of Kentucky and is certified by the Environmental and Public Protection Cabinet as reducing emissions of pollutants released during generation of electricity through the use of clean coal equipment and technologies. The amount of the credit shall be two dollars (\$2) per ton of eligible coal purchased that is used to generate electric power at a certified clean coal facility.

**Line 15, Ethanol Tax Credit**—An ethanol producer shall be eligible for a nonrefundable tax credit against the taxes imposed by KRS 141.020 or 141.040 and 141.0401 in an amount certified by the department. The credit rate shall be one dollar (\$1) per ethanol gallon produced, unless the total amount of approved credit for all ethanol producers exceeds the annual ethanol tax credit cap. If the total amount of approved credit for all ethanol producers exceeds the annual ethanol tax credit cap, the department shall determine the amount of credit each ethanol producer receives by multiplying the annual ethanol tax credit cap by a fraction, the numerator of which is the amount of approved credit for the ethanol producer and the denominator of which is the total approved credit for all ethanol producers. The credit allowed shall be applied both to the income tax imposed under KRS 141.020 or 141.040 and to the limited liability entity tax imposed under KRS 141.0401, with the ordering of credits as provided in KRS 141.0205. Any remaining ethanol credit shall be disallowed and shall not be carried forward to the next year. "Ethanol producer" is defined as an entity that uses corn, soybeans, or wheat to manufacture ethanol at a location in this Commonwealth.

**Line 16, Cellulosic Ethanol Tax Credit**—A cellulosic ethanol producer shall be eligible for a nonrefundable tax credit against the taxes imposed by KRS 141.020 or 141.040 and 141.0401 in an amount certified by the department. The credit rate shall be one dollar (\$1) per cellulosic ethanol gallon produced, unless the total amount of approved credit for all cellulosic ethanol producers exceeds the annual cellulosic ethanol tax credit cap. If the total amount of approved credit for all cellulosic ethanol producers exceeds the annual cellulosic ethanol tax credit cap, the department shall determine the amount of credit each cellulosic ethanol producer receives by multiplying the annual cellulosic ethanol tax credit cap by a fraction, the numerator of which is the amount of approved credit for the cellulosic ethanol producer and the denominator of which is the total approved credit for all cellulosic ethanol producers. The credit allowed shall be applied both to the income tax imposed under KRS 141.020 or 141.040 and to the limited liability entity tax imposed under KRS 141.0401, with the ordering of credits as provided in KRS 141.0205. Any remaining cellulosic ethanol credit shall be disallowed and shall not be carried forward to the next year. "Cellulosic ethanol producer" is defined as an entity that uses cellulosic biomass materials to manufacture cellulosic ethanol at a location in this Commonwealth.

**Line 17, Railroad Maintenance and Improvement Credit**—The railroad maintenance and improvement credit provided by KRS 141.385 is a nonrefundable credit that can be applied against the taxes imposed by KRS 141.020, KRS 141.040 and KRS 141.0401. The tax credit shall be used in the tax year of the qualified expenditures which generated the tax credit and cannot be carried forward to a return for any other period.

An *eligible taxpayer* means the owner of a Class II or Class III railroad located in Kentucky, the transporter of property using the rail facilities of a Class II or III railroad in Kentucky, or any person that furnishes railroad-related property or services to a Class II or Class III railroad located in Kentucky. A copy of Schedule RR-I must be enclosed with your return.

**Line 18, Endow Kentucky Credit**—Effective for taxable years beginning on or after January 1, 2011, the Endow Kentucky Tax Credit was created to encourage donations to community foundations across the Commonwealth. KRS 141.438 was created to allow a nonrefundable income tax and limited liability entity tax credit of 20 percent of the value of the endowment gift, not to exceed \$10,000. You may need to reduce your Schedule A contribution by the amount of the ENDOW credit. See instructions for Schedule A.

A taxpayer shall enclose a copy of the approved Schedule ENDOW to the tax return each year to claim the tax credit against the taxes imposed by KRS 141.020 or 141.040 and 141.0401.

A partner, member or shareholder of a pass-through entity shall enclose a copy of Schedule K-1, Form 720S; Schedule K-1, Form 765; or Schedule K-1, Form 765-GP to the partner's, member's or shareholder's tax return each year to claim the tax credit.

Unused credit may be carried forward for use in a subsequent taxable year, for a period not to exceed five years.

**Line 19, New Markets Development Program Tax Credit**—A taxpayer that makes a qualified equity investment in a qualified community development entity may be eligible for a credit that may be taken against the corporation income tax, individual income tax, insurance premiums taxes and limited liability entity tax. The qualified community development entity must first submit an application to the Department of Revenue for approval. The person or entity actually making the loan or making the equity investment will be able to claim a credit, subject to a \$10 million credit cap each fiscal year, by completing Form 8874(K)-A.

**Line 20, Food Donation Credit**—Enter any unused credit from a prior year.

**Line 21, Distilled Spirits Credit**—Nonrefundable and nontransferable distilled spirits ad valorem tax credit may be claimed by income taxpayers who pay Kentucky property tax on distilled spirits. If the taxpayer is a pass-through entity, such as a partnership or limited liability company classified as a partnership for Kentucky income tax purposes, the taxpayer may apply the credit against the LLET and pass the credit through to its members, partners, or shareholders in the same proportion as the distributive share of income or loss is passed through. For taxable years beginning on or after January 1, 2019, the distilled

spirits credit is equal to one-hundred percent (100%) of the tax assessed under KRS 132.160 and paid under KRS 132.180 on a timely basis. For more information, see KRS 141.389.

**Line 22, Angel Investor Credit**—Effective for taxable years beginning on or after January 1, 2015, a nonrefundable personal income tax credit is available under the Kentucky angel investment credit program to individuals who invest a minimum of \$10,000 in certain Kentucky small businesses with high-growth potential that are engaged in knowledge-based activities, such as bioscience, environmental and energy technology, health and human development, information technology and communications, and materials science and advanced manufacturing, that will further the establishment or expansion of small businesses, create additional jobs, and foster the development of new products and technologies.

The maximum amount of credit that may be claimed by a taxpayer in any taxable year shall not exceed fifty percent (50%) of the total amount of credit awarded or transferred to the taxpayer.

Any amount of credit that a taxpayer is unable to utilize during a taxable year may be carried forward for use in a succeeding taxable year for a period not to exceed fifteen (15) years. Any amount of credit not used within fifteen (15) years shall be lost. No amount of credit may be carried back by any taxpayer. For more information, see KRS 141.396.

**Line 23, Film Industry Tax Credit**—For applications approved on or after April 27, 2018, a nonrefundable and nontransferable credit against the taxes imposed by KRS 141.020 or 141.040 and 141.0401 is available for taxpayers who have received notification from the film office that the approved company has satisfied all requirements of KRS 148.542 to 148.546. KRS 141.383

**Line 24, Inventory Tax Credit**—For taxable years beginning on or after January 1, 2018, a nonrefundable and nontransferable income tax credit is allowed against the taxes imposed by KRS 141.020 or 141.040 and 141.0401 for ad valorem (property) taxes timely paid on inventory. This credit is phased in as follows: 25% in 2018; 50% in 2019; 75% in 2020; 100% on 2021 and thereafter. KRS 141.408

## **SECTION B—PERSONAL TAX CREDITS**

Complete this section only if you are 65 or over, blind or in the Kentucky National Guard.



**SECTION C—FAMILY SIZE TAX CREDIT AND INCOME GAP CREDIT**

Complete this section if you are: (1) single and have a family size greater than one; (2) married, filing separately on a combined return or married, filing a joint return and have a family size greater than two; or (3) married filing separate returns and have a family size greater than two.

You must enter each dependents' name, social security number and relationship that qualify to be included in your family size.

**Family Size**—Consists of yourself, your spouse if married and living in the same household and qualifying children.

**Family Size 1** is an individual either single, or married living apart from his or her spouse for the entire year. You may qualify for the Family Size Tax Credit even if you are claimed as a dependent on your parent's tax return.

**Family Size 2** is an individual with one qualifying child or a married couple.

**Family Size 3** is an individual with two qualifying children or a married couple with one qualifying child.

**Family Size 4** is an individual with three or more qualifying children or a married couple with two or more qualifying children.

**Qualifying Dependent Child**—Means a qualifying child as defined in Internal Revenue Code Section 152(c), and includes a child who lives in the household but cannot be claimed as a dependent if the provisions of Internal Revenue Code Section 152(e)(2) and 152(e)(4) apply. In general, to be a taxpayer's qualifying child, a person must satisfy four tests:

**Relationship**—Must be the taxpayer's child or stepchild (whether by blood or adoption), foster child, sibling or stepsibling, or a descendant of one of these.

**Residence**—Has the same principal residence as the taxpayer for more than half the tax year. A qualifying child is determined without regard to the exception for children of divorced or separated parents.

**Age**—Must be under the age of 19 at the end of the tax year, or under the age of 24 if a full-time student for at least five months of the year, or be permanently and totally disabled at any time during the year.

**Support**—Did not provide more than one-half of his/her own support for the year.

**DETERMINE MODIFIED GROSS INCOME**

Use worksheet to compute Modified Gross Income. Modified Gross Income along with your family size will be used to determine your credit percentage on the Family Size Tax Table and your Income Gap Tax Credit.

**WORKSHEET FOR COMPUTATION OF MODIFIED GROSS INCOME FOR FAMILY SIZE TAX CREDIT AND INCOME GAP TAX CREDIT**

- (a) Enter your federal adjusted gross income from Form 740, page 1, line 5 (Form 740-NP, page 1, line 8).  
**If zero or less, enter zero** ..... (a) \_\_\_\_\_
- (b) If married filing separate returns and living in the same household, enter your spouse's federal adjusted gross income from Form 740, page 1, line 5 (Form 740-NP, page 1, line 8). **If zero or less, enter zero** ..... (b) \_\_\_\_\_
- (c) Enter tax-exempt interest from municipal bonds (non-Kentucky) ..... (c) \_\_\_\_\_
- (d) Enter amount of lump-sum distributions not included in federal adjusted gross income (federal Form 4972) ..... (d) \_\_\_\_\_
- (e) Enter total of lines (a), (b), (c) and (d) ..... (e) \_\_\_\_\_
- (f) Enter your Kentucky adjusted gross income from Form 740, page 1, line 9 (Form 740-NP, page 1, line 9). **If zero or less, enter zero** ..... (f) \_\_\_\_\_
- (g) If married filing separate returns and living in the same household, enter your spouse's Kentucky adjusted gross income from Form 740, page 1, line 9 (Form 740-NP, page 1, line 9). **If zero or less, enter zero** ..... (g) \_\_\_\_\_
- (h) Enter amount of lump-sum distributions not included in adjusted gross income (Kentucky Form 4972-K) ..... (h) \_\_\_\_\_
- (i) Enter total of lines (f), (g) and (h) ..... (i) \_\_\_\_\_
- (j) Enter the **greater** of line (e) or (i). This is your **Modified Gross Income**.  
Use this amount to determine if you qualify for the Family Size Tax Credit and Income Gap Tax Credit ..... (j) \_\_\_\_\_

**FAMILY SIZE TABLE**

Once you have determined your family size and your modified gross income you will use the Family Size table located on the Schedule ITC to determine your family size credit percentage and your income gap tax credit.

**Example 1:** A taxpayer is filing single, has one qualifying dependent child and their Modified Gross Income is \$21,450. This taxpayer has a family size of two and would be entitled to a family size tax credit of 30% (.30) and an Income Gap Tax credit of \$27.

**Example 2:** A taxpayer and spouse are filing married, filing a joint return and they have two qualifying dependent children and their modified gross income is \$27,000. They would have a family size of four, and would be entitled to a family size tax credit of 90% (.90) and they would not have an income gap tax credit.

## Instructions for Schedule M—Modifications to Federal Adjusted Gross Income

### Additions to Federal Adjusted Gross Income

**Line 1**—Interest on securities issued by other states and their political subdivisions is taxed by Kentucky and must be reported. Also report dividends received from regulated investment companies (mutual funds) that are taxable for Kentucky income tax purposes. **Note:** *Interest from securities of Kentucky and its political subdivisions is exempt.*

**Line 2**—Enter resident adjustment from Kentucky Schedule K-1. Partners, beneficiaries of estates and trusts and S corporation shareholders, see Kentucky Schedule K-1 instructions.

**Line 3**—Enter total depreciation from federal Form 4562 if you have elected to take the 30 percent or 50 percent special depreciation allowance or the increased Section 179 deduction for property placed in service after September 10, 2001. See line 12 for additional instructions.

**Line 4**—Enter federal net operating loss reported on Schedule 1, line 8 of 2020 federal Form 1040 or 1040–SR.

**Line 5**—Enter other additions to federal adjusted gross income not listed above (enclose detailed schedule).

Include:

- Reservists and National Guard expenses reported on federal Form 1040 or 1040–SR, Schedule 1, line 11;
- the portion of a lump-sum distribution on which you have elected the 20 percent capital gains rate for federal income tax purposes (Schedule P and Form 4972-K required);
- the passive activity loss adjustment (see Form 8582-K and instructions);
- differences in pension (3-year recovery rule) and IRA bases;
- differences in gains (losses) from the sale of intangible assets amortized under the provisions of the Revenue Reconciliation Act of 1993;
- differences in gains (losses) from the sale of depreciable property placed in service after September 10, 2001;
- moving expenses for members of the armed forces on federal Form 1040 or 1040–SR, Schedule 1, line 13;
- Kentucky excess business loss limitation (enclose Form 461-K);
- contributions claimed on federal Form 1040 or 1040-SR, line 10b; and
- Unemployment compensation that was excluded on the federal Form 1040 or 1040-SR as part of the American Rescue Plan Act.

**Note:** Before entering the difference on line 5 you must take into account any addition or subtraction affecting the at-risk limitations. See instructions for line 14.

**Excess Business Loss Limitation**—Complete 461-K if your net losses from your trades or businesses are more than \$255,000 (\$510,000 for married taxpayer filing jointly or married filing separately on a combined return). Enter amount from Form 461-K, line 16. See form and instructions for additional instructions. Please note this addition as “excess business loss.”

The Kentucky excess business loss will be added to your net operating loss (NOL) carryforward.

**Line 6, Total Additions**—Add lines 1 through 5. Enter on line 6 and on Form 740, page 1, line 6.

### Subtractions from Federal Adjusted Gross Income

**Line 7**—Enter the amount of taxable state income tax refund or credit **reported on your federal return** and included as income on Form 740, page 1, line 5.

**Line 8**—Enter interest income from U.S. government bonds and securities. Do not include taxable interest from securities, such as FNMA (Fannie Mae), GNMA (Ginnie Mae) and FHLMC (Freddie Mac), which are merely guaranteed by the U.S. government.

**Line 9, Pension Income Exclusion**—The 2020 exclusion amount is 100 percent of taxable retirement benefits or \$31,110, whichever is less. All pension and retirement income paid under a written retirement plan (qualified or unqualified) is eligible for exclusion. This includes pensions, annuities, IRA accounts, 401(k) and similar deferred compensation plans, income received from converting a regular IRA to a Roth IRA, death benefits, disability retirement benefits and other similar accounts or plans.

This exclusion is for each taxpayer and must be computed independently of your spouse who may be filing on the same return. A taxpayer and spouse must complete and claim their own exclusion, regardless of filing status. *Joint filers*—Combine the separately computed pension exclusion amounts and enter on Schedule M, Line 9, Column B.

**Pension Income Exclusion Worksheet**

<b>Step 1.</b>	Column A Spouse	Column B Yourself
(a) Enter taxable pension income reported on your federal Form 1040 or 1040–SR, line 4(b) or 5(b)..... (a)		
(b) Enter disability retirement benefits on Form 1040 or 1040–SR, line 1 ..... (b)		
(c) Enter deferred compensation reported on Form 1040 or 1040–SR, line 1 ..... (c)		
(d) Add lines (a), (b) and (c) ..... (d)		
<b>Step 2. Line (d) is \$31,110 or less.</b> Enter the amount from line (d) on Schedule M, line 9.		
<b>Step 3. Line (d) is more than \$31,110.</b> Do you have retirement income from the federal government, the Commonwealth of Kentucky or a Kentucky local government; or supplemental U.S. Railroad Retirement Board benefits?.....	<input type="checkbox"/> Yes <input type="checkbox"/> No	<input type="checkbox"/> Yes <input type="checkbox"/> No
If you answered no, enter \$31,110 on Schedule M, line 9.		
If you answered yes, you must complete Schedule P to determine your pension exclusion.		

**Line 10**—Enter Social Security and Social Security equivalent U.S. Railroad Retirement Board benefits included on Form 740, page 1, line 5. These amounts are reported on federal Form 1040 or 1040–SR, line 6(b).

**Line 11**—Enter resident adjustment from Kentucky Schedule K-1. Partners, beneficiaries of estates and trusts and S corporation shareholders, see Kentucky Schedule K-1 instructions. Subtract the distributive share of net income from an S corporation subject to the franchise tax imposed under KRS 136.505 or the capital stock tax imposed under KRS 136.300.

**Line 12—Depreciation, Section 179 Deduction and Gains/Losses From Disposition of Assets—Important:** Use Schedule M, lines 3 and 12 only if you have elected for federal income tax purposes to take the 30 percent or the 50 percent special depreciation allowance or the increased Section 179 deduction for property placed in service after September 10, 2001. A copy of the federal Form 4562 if filed for federal income tax purposes must be submitted with Form 740 to verify that no adjustments are required.

**Reporting Depreciation and Section 179 Deduction Differences for Property Placed in Service After September 10, 2001**

**Create a Kentucky Form 4562** by entering **Kentucky** at the top center of a federal Form 4562 above Depreciation and Amortization. **For property placed into service from September 10, 2001 through December 31, 2019:** In Part I, line 1 enter the Kentucky limit of \$25,000 and in Part I, line

3 enter the Kentucky phase-out amount of \$200,000. **For property placed into service on or after January 1, 2020:** in Part I, line 1, enter the Kentucky limit of \$100,000 and the phase out threshold does not apply for purposes of determining Kentucky depreciation. For property placed into service between September 10, 2001 and December 31, 2019, the maximum allowable IRC §179 deduction for Kentucky purposes is reduced dollar-for-dollar by the amount by which the cost of qualifying IRC §179 property placed in service during the year exceeds the threshold. In determining the IRC §179 deduction for Kentucky for property placed into service between September 10, 2001 and December 31, 2019, the income limitation on Line 11 should be determined by using Kentucky net income before the IRC §179 deduction instead of federal taxable income.

In Part II, strike through and ignore line 14, Special depreciation allowance for qualified property placed in service during the tax year.

Use the created Kentucky Form 4562 to compute Kentucky depreciation and Section 179 deduction in accordance with the IRC in effect on December 31, 2001, for property placed into service from September 10, 2001 through December 31, 2019, or the IRC in effect on December 31, 2003 for property placed into service on or after January 1, 2020. Note: In determining the Section 179 deduction for Kentucky the income limitation on line 11 is Kentucky net income before the Section 179 deduction instead of federal taxable income. **Enclose the created Kentucky Form 4562** to Form 740 and enter the amount of Kentucky depreciation from line 22 on line 12.

**Line 13, Enter Active Duty Military Pay**—Enter active duty military pay included on Form 740, page 1, line 5. All military pay received by members of the Armed Forces while on active duty can be excluded. Active duty is defined in KRS 141.175.

Line 14—Enter other subtractions from federal adjusted gross income not listed above (enclose detailed schedule). Include:

- income of precinct workers for election training or working at election booths;
- capital gains on property taken by eminent domain;
- passive activity loss adjustment (see Form 8582-K and instructions);
- income of a child reported on the parent’s return;
- artistic charitable contributions (if you do not itemize deductions);
- the federal work opportunity credit used to reduce wages;
- at-risk limitations (see instructions below);
- qualified farm networking project differences per KRS 141.0101(15);
- differences in the gains (losses) from the sale of intangible assets amortized under the provisions of the Revenue Reconciliation Act of 1993;
- differences in gains (losses) from assets purchased after September 10, 2001; and
- income of military personnel killed in the line of duty.

**Determining and Reporting Differences in Gain or Loss From Disposition of Assets**—If during the year you dispose of assets placed in service after September 10, 2001, on which the 30 percent or the 50 percent special depreciation allowance or the increased Section 179 deduction was taken for federal income tax purposes, you will need to determine

and report the difference in the amount of gain or loss on the assets as follows:

**Create a Kentucky form** by entering **Kentucky** at the top center of a federal Schedule D, federal Form 4797 and other applicable federal forms. Compute Kentucky gain or loss from the disposed assets using the Kentucky basis. Enter the difference in federal gain or loss and the Kentucky gain or loss on the appropriate line. **Enclose the created Kentucky Schedule D, Kentucky Form 4797 and other forms or schedules to support the deduction.**

**At-Risk Limitations**—Federal/Kentucky income (loss) differences may create different allowable losses due to at-risk limitations. If you have amounts invested in an activity for which you are not at risk and used federal Form 6198, At-Risk Limitations, complete federal Form 6198 using Kentucky amounts to determine if the Kentucky allowable loss differs from the federal allowable loss. For a passive activity, use the Kentucky allowable loss to complete Form 8582-K. For all other activities (nonpassive), enter the difference as an “other addition” or “other subtraction” on line 5 or line 14.

**Line 16, Kentucky Net Operating Loss**—Enter Kentucky net operating loss deduction from Schedule KNOL, Part II, Section A, Line 8.

Net operating losses generated on or after January 1, 2018, are limited to 80% of the Kentucky taxable income without regard to the net operating loss, but any unused amounts are available for carryforward indefinitely. Schedule KNOL must be completed if you are claiming a Kentucky net operating loss deduction on Kentucky Schedule M. See Schedule KNOL instructions.

**Note:** If your net operating loss occurred in 2020, complete Part I of Kentucky Schedule KNOL to determine the amount of loss to be carried forward in any future years. Retain a copy for your records and enclose a copy with your return.

**Line 17, Total Subtractions**—Add lines 15 and 16. Enter on line 17 and on Form 740, page 1, line 8.



## Instructions for Schedule A

**Do not** include on Schedule A items deducted elsewhere, such as on Schedule C, C-EZ, E, F or Kentucky Schedule M.

You may itemize your deductions for Kentucky even if you do not itemize for federal purposes. Generally, if your deductions exceed \$2,650, it will benefit you to itemize. If you do not itemize, you may elect to take the standard deduction of \$2,650.

**Special Rules for Married Couples**—If one spouse itemizes deductions, the other must also itemize. Married couples filing a joint federal return and who wish to file separate returns or a combined return for Kentucky may: (a) file separate Schedules A showing the specific deductions claimed by each, or (b) file one Schedule A and divide the total deductions between them based on the percentage of each spouse's income to total income.

### Lines 1 through 6—Interest Expense

You may deduct interest that you have paid during the taxable year on a home mortgage. You may not deduct interest paid on credit or charge card accounts, a life insurance loan, an automobile or other consumer loan, delinquent taxes or on a personal note held by a bank or individual.

Interest paid on business debts should be deducted as a business expense on the appropriate business income schedule.

You may not deduct interest on an indebtedness of another person when you are not legally liable for payment of the interest. Nor may you deduct interest paid on a gambling debt or any other nonenforceable obligation. Interest paid on money borrowed to buy tax-exempt securities or single premium life insurance is not deductible.

**Line 1**—List the interest and points (including “seller-paid points”) paid on your home mortgage to financial institutions and reported to you on federal Form 1098.

**Line 2**—List other interest paid on your home mortgage and not reported to you on federal Form 1098. Show name and address of individual to whom interest was paid.

**Line 3**—List points (including “seller-paid points”) not reported to you on federal Form 1098. Points (including loan origination fees) charged only for the use of money and paid with funds other than those obtained from the lender are deductible over the life of the mortgage. However, points may be deducted in the year paid if all three of the following apply: (1) the loan was used to **buy, build or improve your main home**, and was secured by that home, (2) the points did not exceed the points usually charged in the area where the loan was made, and were figured as a percentage of the loan amount, and (3) if the loan was used to **buy or build** the home, you must have provided funds (see below) at least equal to the points charged. If the loan was used to **improve** the home, you must have paid the points with funds other than those obtained from the lender.

**Funds provided by you** include down payments, escrow deposits, earnest money applied at closing, and other amounts actually paid at closing. They do not include amounts you borrowed as part of the overall transaction.

**Seller-Paid Points**—If you are the buyer, you may be able to deduct points the seller paid in 2020. You can do this if the loan was used to buy your main home and the points meet item 2 above. You must reduce your basis in the home by those points, even if you do not deduct them.

If you are the seller, you **cannot** deduct the points as interest. Instead, include them as an expense of the sale.

This generally does not apply to points paid to refinance your mortgage. Federal rules apply. See federal Publication 936 for more information.

**Line 4, Qualified Mortgage Insurance Premiums**—Premiums that you pay or accrue for “qualified mortgage insurance” during 2020 in connection with home acquisition debt on your qualified home are deductible as home mortgage insurance premiums. Qualified mortgage insurance is mortgage insurance provided by the Veterans Administration, the Federal Housing Administration, or the Rural Housing Administration, and private mortgage insurance. Mortgage insurance premiums paid or accrued on any mortgage insurance contract issued before January 1, 2007, are not deductible.

Limit on amount you can deduct. You cannot deduct your mortgage insurance premiums if the amount of Form 740, line 9, is more than \$109,000 (\$54,500 if married filing separately on a combined return or separate returns) If the amount of Form 740, line 9, is more than \$100,000 (\$50,000 if married filing separately on combined return or separate return), your deduction is limited and you must use the worksheet below to figure the deduction.

**2020 Qualified Mortgage Insurance Premiums Deduction Worksheet**

*See the instructions for Line 4 above to see if you must use this worksheet to figure your deduction.*

	<b>A.</b>	Spouse	<b>B.</b>	Yourself (or Joint)
1. Enter the total premiums you paid in 2020 for qualified mortgage insurance for a contract <b>entered into on or after January 1, 2007</b> .....		1. _____		1. _____
2. Enter the amount from Form 740, Line 9 .....		2. _____		2. _____
3. Enter \$100,000 (\$50,000 if married filing separately on a combined return or separate returns).....		3. _____		3. _____
4. Is the amount on Line 2 more than the amount on Line 3? <input type="checkbox"/> No. Your deduction is not limited. Enter the amount from Line 1 above on Schedule A, Line 4. <input type="checkbox"/> Yes. Subtract Line 3 from Line 2. If the result is not a multiple of \$1,000 (\$500 if married filing separately on a combined return or separate returns), increase it to the next multiple of \$1,000 (\$500 if married filing separately on a combined return or separate returns). For example, increase \$425 to \$1,000, increase \$2,025 to \$3,000; or if married filing separately on a combined return or separate returns, increase \$425 to \$500, increase \$2,025 to \$2,500, etc.....		4. _____		4. _____
5. Divide Line 4 by \$10,000 (\$5,000 if married filing separately on a combined return or separate returns). Enter the result as a decimal. If the result is 1.0 or more, enter 1.0 .....		5. _____		5. _____
6. Multiply Line 1 by Line 5 .....		6. _____		6. _____
7. Qualified mortgage insurance premiums deduction. Subtract Line 6 from Line 1 .....		7. _____		7. _____
8. Add Line 7, Columns A and B. Enter here and on Schedule A, Line 4 .....				8. _____

**Line 5, Interest on Investment Property**—Investment interest is interest paid on money you borrowed that is allocable to property held for investment. It does not include any interest allocable to a passive activity or to securities that generate tax-exempt income.

Complete and enclose federal Form 4952, Investment Interest Expense Deduction, to figure your deduction.

**Exception.** You do not have to file federal Form 4952 if all three of the following apply:

- (a) your investment interest is not more than your investment income from interest and ordinary dividends,
- (b) you have no other deductible investment expenses, and
- (c) you have no disallowed investment interest expense from 2019.

## Lines 7 through 11—Contributions

You may deduct what you actually gave to organizations that are religious, charitable, educational, scientific or literary in purpose. You may also deduct what you gave to organizations that work to prevent cruelty to children or animals. In general, contributions deductible for federal income tax purposes are also deductible for Kentucky.

### Examples of qualifying organizations are:

Churches, temples, synagogues, Salvation Army, Red Cross, CARE, Goodwill Industries, United Way, Boy Scouts, Girl Scouts, Boys and Girls Clubs of America, etc.

Fraternal orders if the gifts will be used for the purposes listed above.

Veterans' and certain cultural groups.

Nonprofit schools, nonprofit hospitals and medical research organizations.

Federal, state and local governments if the gifts are solely for public purposes.

If you contributed to a qualifying charitable organization and also received a benefit from it, you may deduct only the amount that is more than the value of the benefit you received.

### Contributions You MAY Deduct

Contributions may be in cash, property or out-of-pocket expenses you paid to do volunteer work for the kinds of organizations described above. If you drove to and from the volunteer work, you may take 14 cents a mile or the actual cost of gas and oil. Add parking and tolls to the amount you claim under either method. (Do not deduct any amounts that were repaid to you.)

**Note:** You are required to maintain receipts, cancelled checks or other reliable written documentation showing the name of the organization and the date and amount given to support claimed deductions for charitable contributions.

Separate contributions of \$250 or more require written substantiation from the donee organization in addition to your proof of payment. It is your responsibility to secure substantiation. A letter or other documentation from the qualifying charitable organization that acknowledges receipt of the contribution and shows the date and amount constitutes a receipt. **This substantiation should be kept in your files. Do not send it with your return.**

See federal Publication 526 for special rules that apply if:

your total contributions exceed 60 percent of Kentucky Adjusted Gross Income,

If a Kentucky Net Operating Loss Deduction (KNOLD) is present, you must figure your Kentucky Adjusted Gross income without the KNOLD before applying the 60% limitation. 740, line 7 less Schedule M, line 15 equals your Kentucky Adjusted Gross Income without KNOLD.

your total deduction for gifts of property is over \$500,

you gave less than your entire interest in the property,

your cash contributions or contributions of ordinary income property are more than 30 percent of your Kentucky Adjusted Gross Income,

your gifts of capital gain property to certain organizations are more than 20 percent of your Kentucky Adjusted Gross Income, or

you gave gifts of property that increased in value, made bargain sales to charity, or gave gifts of the use of property,

you expect to receive any state or local tax credit for a contribution made.

### You MAY NOT Deduct as Contributions

Travel expenses (including meals and lodging) while away from home unless there was no significant element of personal pleasure, recreation or vacation in the travel.

Political contributions.

Dues, fees or bills paid to country clubs, lodges, fraternal orders or similar groups.

Value of any benefit, such as food, entertainment or merchandise that you received in connection with a contribution to a charitable organization.

Cost of raffle, bingo or lottery tickets.

Cost of tuition.

Value of your time or service.

Value of blood given to a blood bank.

The transfer of a future interest in tangible personal property (generally, until the entire interest has been transferred).

Gifts to:

Individuals.

Foreign organizations.

Groups that are run for personal profit.

Groups whose purpose is to lobby for changes in the laws.

Civic leagues, social and sports clubs, labor unions and chambers of commerce.

Contributions for which you receive any state or local tax credit of more than 15% of the contribution.

**Line 7**—Enter all of your contributions paid by cash or check (including out-of-pocket expenses).

**Line 8**—Enter your contributions of property. If you gave used items, such as clothing or furniture, deduct their fair market value at the time you gave them. Fair market value is what a willing buyer would pay a willing seller when neither has to buy or sell and both are aware of the conditions of the sale. If your total deduction for gifts of property is more than \$500, you must complete and enclose federal Form 8283, Noncash Charitable Contributions. If your total deduction is over \$5,000, you may also have to obtain appraisals of the values of the donated property. See federal Form 8283 and its instructions for details.

Also include the value of a leasehold interest property contributed to a charitable organization to provide temporary housing for the homeless. Enclose Schedule HH.

**Recordkeeping**—If you gave property, you should keep a receipt or written statement from the organization you gave the property to, or a reliable written record, that shows the organization’s name and address, the date and location of the gift and a description of the property. You should also keep reliable written records for each gift of property that include the following information:

- (a) How you figured the property’s value at the time you gave it. (If the value was determined by an appraisal, you should also keep a signed copy of the appraisal.)
- (b) The cost or other basis of the property if you must reduce it by any ordinary income or capital gain that would have resulted if the property had been sold at its fair market value.
- (c) How you figured your deduction if you chose to reduce your deduction for gifts of capital gain property.
- (d) Any conditions attached to the gift.
- (e) If the gift was a “qualified conservation contribution” under IRC Section 170(h), the fair market value of the underlying property before and after the gift, the type of legal interest donated and the conservation purpose furthered by the gift.

**Line 9**—Enter artistic charitable contributions. A deduction is allowed for “qualified artistic charitable contributions” of any literary, musical, artistic or scholarly composition, letter or memorandum, or similar property.

An amount equal to the fair market value of the property on the date contributed is allowable as a deduction. However, the deduction is limited to the amount of the taxpayer’s artistic adjusted gross income for the taxable year.

The following requirements for a deduction must be met:

- (a) The property must have been created by the personal efforts of the taxpayer at least one year prior to the date contributed. The creation of this property cannot be related to the performance of duties while an officer or employee of the United States, any state or political subdivision thereof.
- (b) A written appraisal of the fair market value of the contributed property must be made by a qualified independent appraiser within one year of the date of the contribution. A copy of the appraisal must be enclosed with the tax return.
- (c) The contribution must be made to a qualified organization as described in this section.

**Line 10**—Enter any carryover of contributions that you were not able to deduct in an earlier year because they exceeded your adjusted gross income limit. See federal Publication 526 for details on how to figure your carryover.

**Line 12, Gambling Losses**—You may deduct gambling losses to the extent of your winnings reported on Form 1040 or 1040-SR, Schedule 1, line 8.

### **Line 13—Other Miscellaneous Deductions**

Use this line to report miscellaneous deductions. Only the expenses listed below can be deducted on line 13.

Federal estate tax on income in respect of a decedent.

Amortizable bond premium on bonds acquired before October 23, 1986.

Deduction for repayment of amounts under a claim of right if more than \$3,000. See federal Publication 525.

Unrecovered investment in a pension.

List the type and amount of each expense. Enter one total on line 13. For more information on these expenses, see federal Publication 529.

### **Line 15—Total Itemized Deductions**

**Dividing Deductions Between Spouses**—Married taxpayers who are filing separate returns or a combined return but using only one Schedule A must divide the itemized deductions. Complete lines 16 through 20. If one spouse is not required to file a Kentucky return, total deductions may be divided between them based on the percentage of each spouse’s income to total income or separate Schedules A may be filed.

# Instructions for Form 2210-K

## General Instructions

**Purpose of Form**—To determine if you owe an underpayment of estimated tax penalty.

**Who Must File Form 2210-K**—In general, you may owe a penalty for 2020 if you owe more than \$500 and if the total of your withholding and timely estimated tax payments didn't equal at least the smaller of:

1. 90% of your 2020 tax, or
2. 100% of your 2019 tax. Your 2019 tax return must cover a 12-month period.

**Part I—Exceptions to the Penalty**—You may not owe a penalty if one of the exceptions below are met. If you meet one or more of the exceptions, check the appropriate box(es), complete the lines associated with the exception and check the "Form 2210-K attached" box on form 740, line 34(a) (Form 740-NP, line 34(a)). If none of the exceptions apply, go to Part II.

### Exceptions:

- You had no liability for 2019, you were a U.S. Citizen or resident alien for the entire year (or an estate of a domestic decedent or a domestic trust), and your 2019 tax return (or would have been required to file) was for a full 12 months.
- The tax shown on the 2020 return minus the amount of tax you paid through withholding, estimated payments, and refundable credits is less than \$500.
- Your gross income from farming or fishing is at least two-thirds of your annual gross income from all sources for 2019 or 2020 and you paid the entire tax due by March 1, 2021.
- You're filing a decedent's estate return for any tax year ending before the date that is two years after the decedent's death.
- You're filing a trust return for a trust that was owned by a decedent for any tax year ending before the date that is two years after the decedent's death.

## Part II—Required Annual Payment

**Lines 1–8**—This section is used to calculate your required annual payment. The required annual payment is used to calculate the amount of payment that you should have made each quarter. The required annual payment is the lesser of: (1) 90% of your income tax liability after refundable credits are applied or (2) 100% of the tax shown on your 2019 tax return (2019 Form 740 or Form 740-NP, page 1, line 26 or Form 741, line 20).

**Line 9**—Multiply line 8 by 25 percent (.25) and enter in columns A through D, or if you used the annualized income installment method in Part III, enter the amount from Part III, line 20 into the appropriate columns. To use the annualized income installment method complete Part III.

**Line 10**—Enter the sum of estimated tax payments made and Kentucky withholding for each quarter. If you have Kentucky income tax withheld, multiply the total by 25 percent (.25) and enter in columns A through D. If you had a credit forward from a prior year return, enter the total amount in Column A only.

**Note:** Complete lines 11 through 18 for Column A before going to Column B, etc.

**Line 11**—Enter amount from line 18 of the previous column. This amount should be the overpayment if any from the previous column.

**Line 13**—Enter amount from line 17 of the previous column. This amount should be the underpayment amount from the previous column that will be carried over to each column until the payment is made.

**Line 17**—This is the underpayment amount for that column and any underpayment from the previous columns. The underpayment will continue to carryover to the next column until the payment is made or the due date, whichever is earlier.

**Figuring the Penalty**—The penalty will be calculated on each underpayment in each column from the payment due date written above line 9 to the date on line 19 or the date the payment was made, whichever is earlier. The underpayments will carryover to the next column and be added to that column's underpayment to calculate the penalty on that balance.

**Line 19**—Use this date to calculate the number of days that the current interest amount will be based upon, unless the underpayment was paid prior to this date.

**Line 20**—This is the number of days from the payment due date shown above line 9 to the date the amount on line 17 was paid or the date shown on line 19 for the column in which you are calculating penalty.

For example, if your underpayment on line 17 for column A is \$1,000, you would calculate the penalty from 4-15-20 to 6-15-20 and enter 61 days on line 20. If this \$1,000 remains unpaid, it will be added to any underpayment in column B and you would calculate interest from 6-15-20 until 9-15-20 which would be 92 days for that period, etc. **For tax year 2020, the first 2 estimated tax installments were not due until 7-15-20; therefore, for tax year 2020 only, the calculation will be different. In this example, for tax year 2020, Column A, line 20 would be 0 and Column B, line 20 you would enter 62 days for the period.**

**Line 21**—The annual percentage rate is established by the Department of Revenue for each calendar year. The percentage rate for calendar years 2020 is 7 percent and 2021 is 5 percent. The penalty calculation for the required third installment payment may be calculated using two different rates.

## Part III—Annualized Income Installment Method

If your income varied during the year you may be able to lower or eliminate the amount of one or more required installments by using the annualized income installment method. For example, you operated your business on a seasonal basis or you had a large capital gain late in the year. Note: If you use Part III for any payment due dates, you must use it for all payment due dates.

**Line 1**—For each period (column), figure your total income minus your adjustments to income. Include your share of partnership or S corporation income or loss items for the period.

**Line 2**—Estates and trusts don't use the amounts shown in columns (a) through (d). See Federal instructions.

**Line 6**—If you itemized deductions, multiply line 4 of each column by line 5 and enter the result on line 6.

**Line 7**—Enter the standard deduction amount of \$2,650.

**Line 10**—Form 740 or 740-NP filers, enter -0- in each column. Estates and trusts see federal instructions.



## Instructions for Form 8863-K

**Purpose of Form**—Use Form 8863-K to calculate and claim your 2020 education tuition tax credits. The education credits are: the American Opportunity Credit and the Lifetime Learning Credit. These credits are based on qualified undergraduate education expenses paid to an eligible postsecondary educational institution located in Kentucky. If you elected to claim the education credit for federal purposes rather than the tuition and fees deduction, you must make that same election for Kentucky purposes.

**Part I, Qualifications**—All questions in Part I must be answered “Yes” to be eligible to claim the Kentucky education tuition tax credit.

**Qualified Education Expenses**—See the federal instructions to determine the qualified expenses for the American Opportunity Credit and the Lifetime Learning Credit. The allowable expenses may be different for each credit.

**Eligible Educational Institution located in Kentucky**—An eligible educational institution is generally any accredited public, nonprofit, or private college, university, vocational school, or other postsecondary institution. The institution must be eligible to participate in a student aid program administered by the Department of Education. **The institution attended must be physically located in Kentucky to qualify.**

**Part II, American Opportunity Credit**—You must enter the student’s name and Social Security number, the name and address of the Kentucky institution, and the qualified expenses. Use the federal instructions to determine if each student meets the qualifications. **For Kentucky, the credit is limited to 25% of the allowable federal credit with a maximum amount allowed of \$625 for each qualifying student.**

**Part III, Lifetime Learning Credit**—You must enter the student’s name and Social Security number, the name and address of the Kentucky institution, and the qualified expenses. Use the federal instructions to determine if each student meets the qualifications. **For Kentucky, the credit is limited to 25% of the allowable federal credit with a maximum allowed of \$500 per return.**

### Part IV, Allowable Education Credits—

**Line 12**—Multiply line 11 by 25% (.25). This is your tentative Kentucky allowable credit.

**Line 13**—Enter the tentative tax from Form 740 or Form 740-NP, line 22.

**Line 14**—Enter the amount from page 3, Part V, line 34. This is the allowable credit carryforward from prior year(s). If there is no carryforward, enter zero.

**Line 15**—Subtract line 14 from line 13.

**Line 16**—Enter the smaller of line 15 or line 12.

**Line 17**—Add lines 14 and 16. **Enter here and on Form 740 or Form 740-NP, line 23.** This is your allowable 2020 education credit.

**Line 18**—If line 15 is smaller than line 12, subtract line 15 from line 12. This is the amount of unused credit carryforward from 2020 to 2021. Maintain records for following years.

**Part V, Credit Carryforward from Prior Years**—The Kentucky education tuition tax credit can be carried forward for up to 5 years if unused during the preceding tax year(s). You must have completed Form 8863-K for any prior year(s) in which you are claiming a credit carryforward.

**This page has been intentionally left blank.**



# YOUR RIGHTS AS A KENTUCKY TAXPAYER

As part of the Finance and Administration Cabinet, the mission of the Kentucky Department of Revenue (DOR) is to administer tax laws, collect revenue, and provide services in a fair, courteous, and efficient manner for the benefit of the Commonwealth and its citizens.

As a Kentucky taxpayer, you have the right to expect the DOR to honor its mission and uphold your rights every time you contact or are contacted by the DOR.

Some Kentucky taxpayer rights are very specific, such as when and how to protest a Notice of Tax Due or the denial of a refund. Others are more general.

The following is a summary of your rights and the DOR's responsibilities to you as a Kentucky taxpayer.

## RIGHTS OF TAXPAYER

### Privacy

You have the right to privacy with regard to information you provide pertaining to returns, reports, or the affairs of your business.

### Assistance

You have the right to advice and assistance from the DOR in complying with state tax laws.

### Explanation

You have the right to a clear and concise explanation of:

- ✓ basis of assessment of additional taxes, interest and penalties, or the denial or reduction of any refund or credit claim;
- ✓ procedure for protest and appeal of a Notice of Tax Due, a reduction or denial of a refund, or a denial of a request for additional time to file a supporting statement; and
- ✓ tax laws and changes in tax laws so that you can comply with the law.

### Protest and Appeal

You have the right to file a protest with the DOR if you disagree with a Notice of Tax Due, a reduction or denial of a refund, or a denial of a request for additional time to file a supporting statement. If you file a timely protest, you have a right to a conference to discuss the matter. If you are not satisfied with the Department's final ruling following your protest, you may appeal the final ruling to the Kentucky Board of Tax Appeals, pursuant to KRS 131.110(5) and KRS 49.220 et. seq. (See reverse for procedure to file a protest.)

### Representation

You have the right to representation by your authorized agent (attorney, accountant, or other person) in any hearing or conference with the DOR. You have the right to be informed of this right prior to the conference or hearing. If you intend for your representative to attend the conference or hearing in your place, you will be required to give your representative a power of attorney before the DOR can discuss tax matters with your authorized agent. See Form 20A100.

### Recordings

You have the right to make an audio recording of any meeting, conference, or hearing with the DOR. The DOR has the right to make an audio recording, if you are notified in writing in advance or if you make a recording. You have the right to receive a copy of the recording.

### Consideration

You have the right to consideration of:

- ✓ waiver of penalties or collection fees if "reasonable cause" for reduction or waiver is given ("reasonable cause" is defined in KRS 131.010(9) as: "an event, happening, or circumstance entirely beyond the knowledge or control of a taxpayer who has exercised due care and prudence in the filing of a return or report or the payment of monies due the department pursuant to law or administrative regulation");
- ✓ installment payments of delinquent taxes, interest, and penalties;
- ✓ waiver of interest and penalties, but not taxes, resulting from incorrect written advice from the DOR if all facts were given and the law did not change or the courts did not issue a ruling to the contrary;
- ✓ extension of time for filing reports or returns; and
- ✓ payment of charges incurred resulting from an erroneous filing of a lien or levy by the DOR.

### Guarantee

You have the right to a guarantee that DOR employees are not paid, evaluated, or promoted based on taxes assessed or collected, or a tax assessment or collection quota or goal imposed or suggested.

### Damages

You have the right to file a claim for actual and direct monetary damages with the Kentucky Claims Commission if a DOR employee willfully, recklessly, and intentionally disregards your rights as a Kentucky taxpayer.

### Interest

You may have the right to receive interest on an overpayment of tax.

## DEPARTMENT OF REVENUE RESPONSIBILITIES

The DOR has the responsibility to:

- ✓ perform audits and conduct conferences and hearings with you at reasonable times and places;
- ✓ authorize, require, or conduct an investigation or surveillance of you only if it relates to a tax matter;
- ✓ make a written request for payment of delinquent taxes which are due and payable at least 30 days prior to seizure and sale of your assets;
- ✓ conduct educational and informational programs to help you understand and comply with the laws;
- ✓ publish clear and simple statements to explain tax procedures, remedies, your rights and obligations, and the rights and obligations of the DOR;
- ✓ notify you in writing when an erroneous lien or levy is released and, if requested, notify major credit reporting companies in counties where lien was filed;



- ✓ advise you of procedures, remedies, and your rights and obligations with an original notice of audit or when an original Notice of Tax Due is issued, a refund or credit is denied or reduced, or whenever a license or permit is denied, revoked, or canceled;
- ✓ notify you in writing prior to termination or modification of a payment agreement;
- ✓ furnish copies of the agent's audit workpapers and a written narrative explaining the reason(s) for the assessment;
- ✓ resolve tax controversies on a fair and equitable basis at the administrative level whenever possible;
- ✓ notify you in writing at your last known address at least 60 days prior to publishing your name on a list of delinquent taxpayers for which a tax or judgment lien has been filed; and
- ✓ notify you by certified mail 20 days prior to submitting your name to the relevant agency for the revocation or denial of professional license, driver's license, or motor vehicle registration.

**PROTEST AND APPEAL PROCEDURE**

**Protest**

If you receive a Notice of Tax Due, or if the DOR notifies you that a tax refund has been reduced or denied, or the DOR denies your request for additional time to file a supporting statement, you have the right to protest. To do so:

- ✓ submit a written protest within 60 days from the original notice date (or 45 days if the original notice date is prior to 07/01/2018); notice of refund reduction or denial, or denial of a request for additional time to file a supporting statement;
- ✓ identify the type of tax involved and give the account number, Social Security number, or other identification number and attach a copy of the DOR Notice of Tax Due or refund denial to support that your protest is timely;
- ✓ explain why you disagree;
- ✓ attach any proof or documentation available to support your protest or request additional time to support your protest;
- ✓ sign your statement, include your daytime telephone number and mailing address; and
- ✓ mail to the Kentucky Department of Revenue, Frankfort, Kentucky 40620.

**Conference**

You have the right to request a conference to discuss the issue.

**Final Ruling**

If you do not want to have a conference or if the conference did not resolve your protest, you have the right to request a final ruling of the DOR so that you can appeal your case further.

**Appeal**

If you do not agree with the DOR's final ruling, you can file a written appeal with the Kentucky Board of Tax Appeals. If you do not agree with the decision of the Kentucky Board of Tax Appeals, you have the right to appeal their ruling to the Kentucky courts (first to the circuit court in your home county or in Franklin County, then to the Kentucky Court of Appeals, and finally to the Kentucky Supreme Court).

**NOTE:** The above protest and appeal procedures do not apply for real property which is valued by the local property valuation administrator (PVA). Contact the local PVA for information about how to appeal the valuation of real property.

**TAXPAYER OMBUDSMAN**

The DOR has a Taxpayer Ombudsman whose job is to serve as an advocate for taxpayers' rights. One of the main functions of the Ombudsman is to ensure that your rights as a Kentucky taxpayer are protected.

Also, an important function of the Taxpayer Ombudsman is to confer with DOR employees when you have a problem or conflict that you have been unable to resolve. However, it is not the role of the Ombudsman to intercede in an audit,

handle a protest, waive taxes, penalty or interest, or answer technical tax questions. To file a protest, see PROTEST AND APPEAL PROCEDURE. Please do not mail your protest to the Ombudsman.

The Taxpayer Ombudsman is your advocate and is there to make sure your rights are protected. If you think you are not being treated fairly or if you have a problem or complaint, please contact the Ombudsman for assistance.

The Taxpayer Ombudsman may be contacted by telephone at 502-564-7822 (between 8:00 a.m. and 5:00 p.m. weekdays). The mailing address is: Department of Revenue, Taxpayer Ombudsman, 501 High Street, Station 1, Frankfort, Kentucky 40601.

**WHERE TO GET ASSISTANCE**

The DOR has offices in Frankfort and taxpayer service centers in nine cities and towns throughout Kentucky. DOR employees in the service centers answer tax questions and provide assistance. You may obtain assistance by contacting any of the following:

**Ashland Taxpayer Service Center**  
1539 Greenup Avenue, 41101-7695  
606-920-2037

**Bowling Green Taxpayer Service Center**  
201 West Professional Park Court, 42104-3278  
270-746-7470

**Corbin Taxpayer Service Center**  
15100 North US25E, Suite 2, 40701-6188  
606-528-3322

**Frankfort Taxpayer Service Center**  
501 High Street, 40601-2103  
502-564-4581 (*Taxpayer Assistance*)

**Hopkinsville Taxpayer Service Center**  
181 Hammond Drive, 42240-7926  
270-889-6521

**Louisville Taxpayer Service Center**  
600 West Cedar Street, 2nd Floor West, 40202-2310  
502-595-4512

**Northern Kentucky Taxpayer Service Center**  
Turfway Ridge Office Park  
7310 Turfway Road, Suite 190  
Florence 41042-4871  
859-371-9049

**Owensboro Taxpayer Service Center**  
401 Frederica Street, Building C, Suite 201, 42301-6295  
270-687-7301

**Paducah Taxpayer Service Center**  
Clark Business Complex, Suite G  
2928 Park Avenue, 42001-4024  
270-575-7148

**Pikeville Taxpayer Service Center**  
Uniplex Center, 126 Trivette Drive, Suite 203, 41501-1275  
606-433-7675

\* \* \* \* \*

The DOR has an online taxpayer service center where you can download forms, publications, and obtain general information about the department. The address is [www.revenue.ky.gov](http://www.revenue.ky.gov).

The information in this brochure merely summarizes your rights as a Kentucky taxpayer and the responsibilities of the Department of Revenue. The Kentucky Taxpayers' Bill of Rights may be found in the Kentucky Revised Statutes (KRS) at Chapter 131.041-131.083. Additional rights and responsibilities are provided for in KRS 131.020, 131.110, 131.170, 131.1817, 131.183, 131.190, 131.500, 131.654, 133.120, 133.130, 134.580, and 134.590.

*The Kentucky Department of Revenue does not discriminate on the basis of race, color, national origin, sex, age, religion, disability, sexual orientation, gender identity, veteran status, genetic information or ancestry in employment or the provision of services.*

Printing costs paid from state funds.

Commonwealth of Kentucky  
**DEPARTMENT OF REVENUE**  
**10F100 (9-20)**





# Electronic Filing

*It's fast, it's easy, it's simply the best way to file.....*

## Free File options

- Many taxpayers are eligible to *e-file* using **free** commercial online tax preparation software.
- Visit [www.revenue.ky.gov](http://www.revenue.ky.gov) and click on "Free File for Taxpayers."

## It's fast, easy and convenient.

- Faster refund.
- *Direct deposit* and receive your refund even faster. **Direct deposit is available only through e-file.**
- Sign your return electronically and file a completely paperless return.
- Get an electronic acknowledgment that the Department of Revenue has received your return.
- Schedule debit dates for estimate tax payments and pay any additional income tax owed by using direct debit. **Direct debit is not available on paper filed returns.**
- Prepare and file your federal and state returns at the same time.
- File from the comfort of your home 24 hours a day, 7 days a week.

## It's accurate and secure.

- Approved software ensures more accurate returns due to edits within the program.
- Department of Revenue computers quickly and automatically process return information.
- IRS/Kentucky *e-file* meets or exceeds all government security standards.
- Over 90% of Kentucky taxpayers chose *e-file* in 2020.