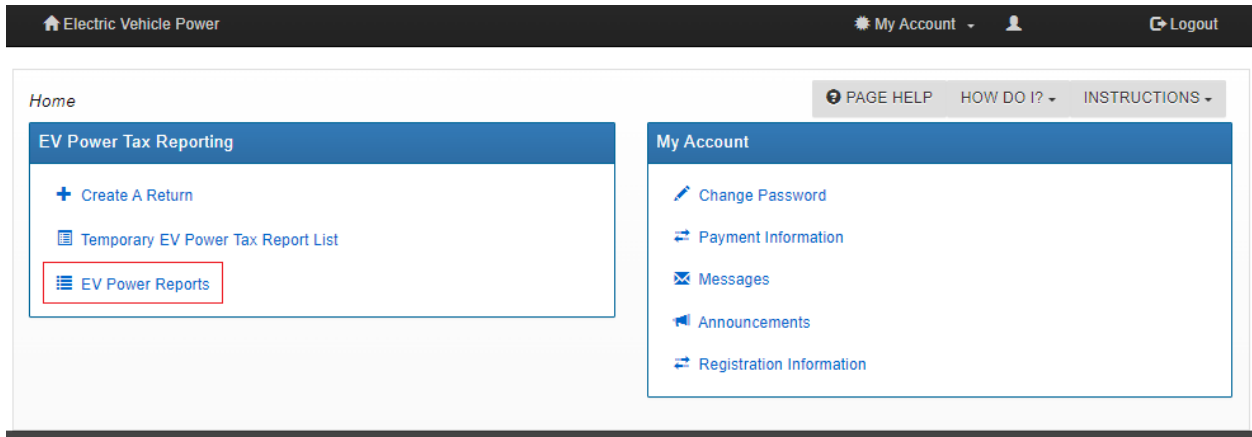
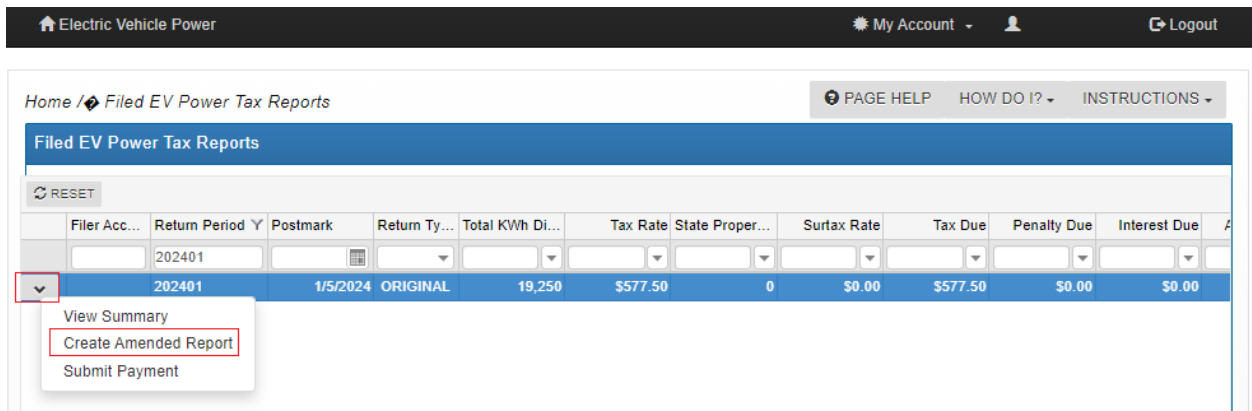


Kentucky Electric Vehicle Power Excise Tax – **Monthly Filing Instructions (Amended Return)**

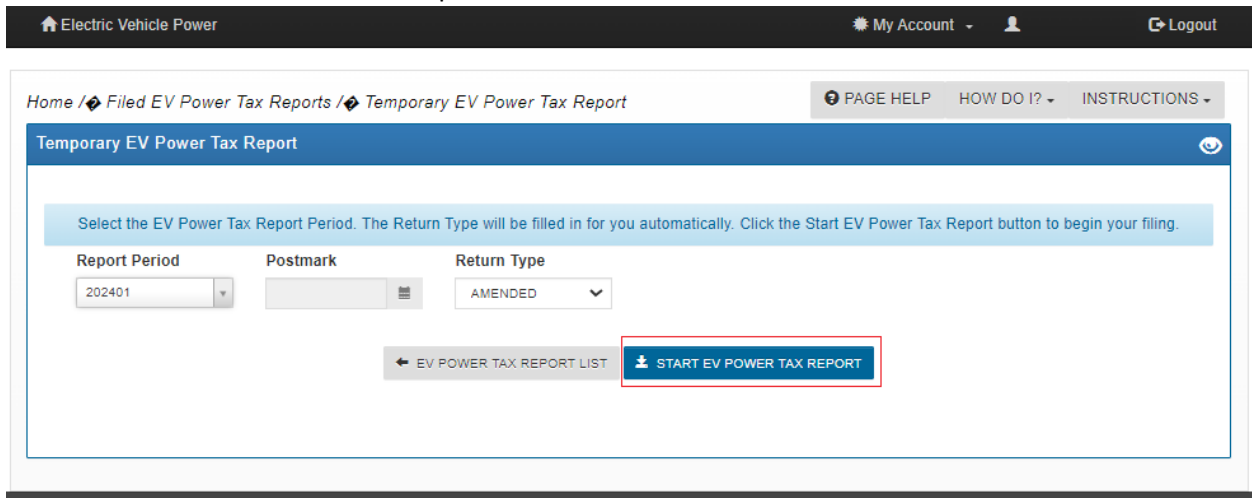
1. From the **Home** screen of your Electric Vehicle Power account, click “EV Power Reports”.



2. Locate the Return Period, click on the drop-down on the left side of the summary row, then click “Create Amended Report”.



3. Click “Start EV Power Tax Report”



4. An Amended Return is a **replacement return** (File the amended return as it should have originally been submitted).
 - a. Section II Part 1 is used for Charging Stations **not** on State Property
 - b. Section II Part 2 is used for Charging Stations located on State Property
 - c. Click “Add” to enter KWh distributed for each Charging Station

Electric Vehicle Power
My Account ▼ Logout ▶

Home / Temporary EV Power Tax Report
PAGE HELP HOW DO I? ▼ INSTRUCTIONS ▼

Temporary EV Power Tax Report
👁

Report Period	Postmark	Return Type	NOTES ✎
<input type="text" value="202401"/>	<input type="text"/>	<input type="text" value="ORIGINAL"/>	

Total Kwh Distributed	<input type="text" value="0"/>
Tax Rate	<input type="text" value="\$0.00"/>
State Property Kwh	<input type="text" value="0"/>
Surtax Rate	<input type="text" value="\$0.00"/>
Tax Due	<input type="text" value="\$0.00"/>
Penalty Due (Estimated - additional penalties may apply)	<input type="text" value="\$0.00"/>
Interest Due (Estimated - additional interest may apply)	<input type="text" value="\$0.00"/>
Amount Due	<input type="text" value="\$0.00"/>

Certification and Submit

Electronic Signature: I declare, under the penalties of perjury, that this application has been examined by me and to the best of my knowledge and belief that the information provided herein is true, correct, and complete.

← EV POWER TAX REPORT LIST
✖ DELETE EV POWER TAX REPORT
💾 SAVE EV POWER TAX REPORT

Section II Part 1
Section II Part 2
?

🔄 RESET
📄 EXCEL

Station Name	Not State Property KWh
<input type="text"/>	<input type="text"/>

No data to display

+ADD
✎ EDIT
Total: 0

5. Enter the station name and Total KWh Distributed by that charging station for the Report Period (the amount as it should have originally been submitted). Click “Save Charging Station”.

Station Name: MAIN STREET STATION

Total KWh Distributed: 17500

Buttons: BACK, CANCEL, DELETE, SAVE CHARGING STATION

6. Enter total KWh distributed for each Charging Station as needed for Part 1 and Part 2 of Section II, then click “Save EV Power Tax Report”. Amounts due will calculate.
- a. **All Charging Stations and their Total KWh Distributed are entered on the Amended Return** (file the amended return as it should have originally been submitted).

EV POWER TAX REPORT LIST | DELETE EV POWER TAX REPORT | SAVE EV POWER TAX REPORT

Station Name	Not State Property KWh
MAIN STREET STATION	17500
4TH STREET CHARGING STATION	11750

Total: 29250

Buttons: +ADD, EDIT, SAVE EV POWER TAX REPORT

7. Click "Notes" to add a note when filing an Amended Return.
 - a. After all Charging Stations have been entered and saved, click the Certification and Submit checkbox to file the Return.

Temporary EV Power Tax Report

Report Period	Postmark	Return Type	NOTES
202401		AMENDED	

Total Kwh Distributed	29250
Tax Rate	\$877.50
State Property Kwh	0
Surtax Rate	\$0.00
Tax Due	\$877.50
Penalty Due (Estimated - additional penalties may apply)	\$0.00
Interest Due (Estimated - additional interest may apply)	\$0.00
Amount Due	\$877.50

Certification and Submit

Electronic Signature: I declare, under the penalties of perjury, that this application has been examined by me and to the best of my knowledge and belief that the information provided herein is true, correct, and complete.

8. Confirm Certification

CONFIRM Certification

By certifying this file you are indicating that it is ready to be submitted to the Kentucky Department of Revenue. Do you want to continue?

NO, CANCEL CERTIFICATION REQUEST YES, CONTINUE

9. The Amended Return has been filed. If additional tax is due, click “Submit Payment” and you will be routed to the Department of Revenue’s online payment system. Use the following link to see instructions for making a payment: [Enterprise Electronic Payment System \(EEPS\) – Internet User Guide \(ky.gov\)](#)
 - a. After the payment has been completed and processed, the “Populate Payment” will show payments made for the period.
 - b. Click the “Original” tab to see the original return summary or “Amended” tab to see the amended return summary.
 - c. The “Populate Payment” will show any previous payments made and can be used to help calculate the additional payment amount due.

Filed EV Power Tax Report

Return Period 202401	Postmark 01/12/2024	Return Type AMENDED	NOTES
-------------------------	------------------------	------------------------	-------

ORIGINAL - 202401
AMENDED - 202401

1	Total KWh Distributed	29,250
2	Tax Rate	\$877.50
3	State Property KWh	0
4	Surtax Rate	\$0.00
5	Tax Due	\$877.50
6	Penalty Due	\$0.00
7	Interest Due	\$0.00
8	Amount Due	\$877.50

Postmarked: 01/12/2024

Section II Part 1
Section II Part 2
?

RESET
EXCEL

Station Name	Not State Property KWh
MAIN STREET STATION	17500
4TH STREET CHARGING STATION	11750

Total: 29250

SUBMIT PAYMENT

Additional penalties and interest may apply. You will receive a notice for any additional tax due plus applicable penalties and interest.

POPULATE PAYMENT